

# Annual Report 2022-23

---



---

**NATIONAL FISHERIES DEVELOPMENT BOARD**

Department of Fisheries

Ministry of Fisheries, Animal Husbandry and Dairying

Government of India

NFDB Annual Report 2022-23

Published by  
National Fisheries Development Board, Hyderabad, India

Cover Photo  
Timothy A. Gonsalves. 2019. Beaching the fishing boat with outrigger, Cola Bay, Goa, India.

# ANNUAL REPORT 2022-23



## NATIONAL FISHERIES DEVELOPMENT BOARD

Department of Fisheries

Ministry of Fisheries, Animal Husbandry and Dairying

Government of India





राष्ट्रीय मात्स्यिकी विकास बोर्ड

National Fisheries Development Board  
मत्स्यपालन विभाग

Department of Fisheries

(मत्स्यपालन, पशुपालन और डेयरी मंत्रालय, भारत सरकार)

(Ministry of Fisheries, Animal Husbandry & Dairying, Government of India)

स्तम्भ संख्या-235, पी.वी.एन.आर एक्सप्रेस वे, डाक-एस.वी.पी.एन.ए., हैदराबाद- 500052

Pillar No: 235, PVNR Expressway, SVPNPA Post, Hyderabad- 500 052

फ़ोन/ Phone No. 040- 24000201; फैक्स/ Fax No: 040-2401 5568

ईमेल/ Email: info.nfdb@nic.in

वेबसाइट/ Website: nfdb.gov.in



डॉ एल. नरसिम्हा मूर्ति, ए आर एस

मुख्य कार्यपालक (प्रभारी)

Dr L. Narasimha Murthy, ARS

Chief Executive (i/c)

## Preface

I feel privileged to present the synopsis of the progress achieved by the National Fisheries Development Board (NFDB) during the FY 2022-23 in the form of Annual Report 2022-23. NFDB have been putting concerted efforts in bringing a paradigm shift in the fisheries sector through introduction and dissemination of frontier technologies, production and dissemination of quality fish varieties, capacity building, infrastructure development in an integrated and holistic manner.

Under Pradhan Mantri Matsya Sampada Yojana (PMMSY), NFDB has provided necessary handholding and advisory to States and UTs. The Board has been promoting the formation of Fish Farmer Producer Organisations (FFPOs) and has taken up mapping of fisheries cooperatives across the country. The Board has supported various States, UTs and Institutes for conducting awareness/ outreach programmes and workshops on different topics in aquaculture and fisheries, health benefits of fish etc. to fishers, fish farmers and general public. NFDB is also implementing Fish Market Price Information System (FMPIS) as a flagship project for analysing fish price information at fish markets from major cities and towns through a mobile based software application by collecting the prices of commercially important inland and marine fish species. Being the nodal implementing agency for Fisheries and Aquaculture Infrastructure Development Fund (FIDF), NFDB has been in the forefront for creating awareness about FIDF scheme by interacting with bankers, State Governments, individual entrepreneurs, networks of professionals etc.

With support from the Department of Fisheries, Government of India and cooperation from State Governments and Union Territories, Fishers, Fish farmers and other stakeholders NFDB will continue the efforts to increase the country's fish production and raise the income levels of fishers and the fish farmers in the country.

Date:

(L. Narasimha Murthy)



# Content

1	National Fisheries Development Board: An Overview	1
	History of NFDB	1
	Mandates of NFDB	1
	Organisational Structure of NFDB	1
	Activities of NFDB	2
	Regional Centres of NFDB	3
2	Activities of NFDB under Pradhan Mantri matsya Sampda Yojana	6
	PMMSY-Project Appraisal Committee	6
	PMMSY-Project Monitoring Unit	7
	Entrepreneur Models in Fisheries and Aquaculture	8
	Formation of Fish Farmer Producer Organisations	9
	Group Accident Insurance Scheme	9
	River ranching	10
	Establishment of Breeding Units of Indigenous Fish Species in North-Eastern States	11
	Technology Demonstrations including Start-Ups, Incubators and Pilot Projects	12
	Cage Culture Demonstration of Indian Pompano in Chandipur Coast, Bahabalpur, Odisha by CMFRI	12
	Culture Demonstration of Sea bass and Mullet in Jalka estuary, Bahabalpur, Odisha by NFDB-ERC	13
	Newly Sanctioned Projects	13

	Training, Awareness, Exposure and Capacity Building Programmes	14
	Training and Capacity Building	15
	Awareness, Exposure	16
	Empaneling Fisheries and Aquaculture Goods and Service Providers	18
	Aquatic Quarantine Facility	18
	Aquatic Animal Health and Quality Testing Laboratory	19
	Certification of Fish Hatchery/ Fish Farm/ Brood banks/ Feed Mill	21
	Mapping of Data on Fisheries Cooperative Societies	21
	Development and Operation of Coastal Aquaculture Facility at Mulapolam, Srikakulam, Andhra Pradesh	22
	Publicity of PMMSY and Promotion of Domestic Fish Consumption	25
3	NFDB's Fish Market Price Information System	26
4	Activities of NFDB under Fisheries and Aquaculture Infrastructure Development Fund	27
5	Activities of NFDB-Eastern Regional Centre, Bhubaneswar	29
	Dissemination of Breeder Seed	29
	Dissemination of Brooder Fish	30
	Networking of Hatcheries and Seed Growers	31
	Institutional Partnership to secure Technology	31
6	Activities of NFDB-North Eastern Regional Centre, Guwahati	33
	Assistance in Preparation of Fisheries Projects and coordination of implementing PMMSY and other schemes in NER	33
	Trainings, Workshops and Exposure Visits	34



	Extension Activities	34
	Special Observances	35
7	Events organised by NFDB	40
8	Publications by NFDB	44
9	Recognitions	46
10	Members of the Governing Body of NFDB	49
11	Members of the Executive Committee of NFDB	51
12	Manpower Position of NFDB	52
13	Annual Account and Audit Report	55



## 1

# National Fisheries Development Board: An Overview

## History of NFDB

The National Fisheries Development Board (NFDB) was established in 2006 as an autonomous organization under the administrative control of Department of Fisheries, Ministry of Fisheries, Animal Husbandry and Dairying, Government of India (GOI) to realize the untapped potential of fisheries sector. NFDB has taken up numerous developmental activities that have improved the sector's fish production, productivity, and post-harvest and marketing facilities.

## Mandates of NFDB

- i. Bring major activities relating to fisheries and aquaculture for focused attention and professional management
- ii. Coordinate fisheries activities undertaken by the Central Government and coordinate with the States and Union Territories (UTs)
- iii. Improve production, processing, storage, transport and marketing of the products
- iv. Achieve sustainable management and conservation of natural aquatic resources
- v. Apply modern research tools for optimizing production and productivity
- vi. Generate substantial employment
- vii. Enhance contribution of fish towards food and nutritional security

## Organisational Structure of NFDB

NFDB is headed by the Chief Executive (CE). A Governing Body oversees the activities of NFDB under the Chairmanship of the Cabinet Minister. The Governing Body and the Executive Committee consider and decide the activities

of NFDB and provide guidance. The Executive committee, with the Secretary in charge of Department of Fisheries as its Chairman, provides the general superintendence, direction and the control of the affairs and functions of NFDB. The organizational chart of NFDB is given in Figure 1.

## Activities of NFDB

The activities undertaken by NFDB are summarized below and are detailed in the subsequent chapters.

- Activities of NFDB under Pradhan Mantri Matsya Sampada Yojana (PMMSY)
  - Appraisal of project proposals received under PMMSY and make necessary recommendations based on the viability of the projects/ activities
  - Monitoring the implementation of the projects sanctioned under PMMSY
  - Necessary handholding to States and UTs to prepare project proposals under PMMSY State Action Plans and updating the Management Information System (MIS) of PMMSY
  - Implementation agency for Entrepreneur Model, Insurance Schemes, Fish Farmer Producer Organizations/ Companies etc.
  - Nodal agency for implementation of River Ranching, Innovation and Innovative Projects, Pilot Projects on Technology Demonstration, Start-ups, etc., Training and Capacity Building programs, Certification, Accreditation, Traceability and Labeling
  - Promotion and development of inland fisheries and aquaculture in North Eastern States
  - Fish data collection, fishers' survey and strengthening of fisheries data base
  - Infrastructure Development Projects

- Awareness and publicity campaign on PMMSY and organization of events
- Implementation agency for Fisheries and Aquaculture Infrastructure Development Fund (FIDF)

A total of 13 projects at the total outlay of Rs 90.59 crore were proposed to be implemented under NFDB Action Plan (FY 2022-23) under the CS scheme component of PMMSY and the same were approved in the 43<sup>rd</sup> Executive Committee of NFDB. At present, NFDB is implementing the same along with the existing projects.

## Regional Centres of NFDB

NFDB has 2 regional centres; one at Bhubaneswar, Odisha and the other at Guwahati, Assam. The details of the two Regional Centres of NFDB are given below:

### NFDB-Eastern Regional Centre, Bhubaneswar

A National Freshwater Fish Brood Bank (NFFBB) was established in 2013 in Kausalyaganga, Odisha under the aegis of the NFDB in an area of 119 acres in the campus of Government Fish Seed Farm, Kausalyaganga, Bhubaneswar. NFFBB also serves as NFDB-Eastern Regional Centre (NFDB-ERC). The objectives of NFDB-ERC-NFFBB are the following.

- i. Maintain good quality and/ or Genetically Improved Fish Species (GIFS) obtained from research organizations with proper package and management protocols
- ii. Multiplication of GIFS' broodstock in order to produce breeder seed
- iii. Distribute these breeder seed (fry/ fingerlings)
  - to accredited/ networked hatcheries as a source for broodstock for further multiplication and
  - to seed growers to act as the source for fingerlings being supplied to farmers to meet the seed demand across the country.

- iv. Acts as a technology dissemination centre to disseminate knowledge on breeding techniques, quality seed, GIFS etc.
- v. Aid in monitoring of the projects sanctioned to the three eastern States viz. Odisha, Chhattisgarh and West Bengal

The activities of NFDB-ERC-NFFBB are described in Chapter 5.

### NFDB-North Eastern Regional Centre, Guwahati

NFDB established the NFDB-North East Regional Centre-NFFBB (NFDB-NERC-NFFBB) at Guwahati under its administrative control in 2014. The regional centre was established in the campus of the National Institute of Rural Development and Panchayati Raj- North Eastern Regional Centre (NIRD-PR-NERC), Jawaharnagar, Khanapara, Guwahati. The Centre has been playing a pivotal role in the development of fisheries and aquaculture in the region through awareness programs, training, workshops, technical guidance, etc. under different NFDB activities. The objectives of the centre are described below.

- i. Coordinate with the 8 North Eastern States for the development of fisheries and aquaculture in the region
- ii. Explore the potential fisheries resources and development of fish culture activities for enhancing fish production
- iii. Promote small fish farmers and entrepreneurship for income generation and livelihood support
- iv. Act as an extension and outreach arm of NFDB for creating awareness and providing training and technical hand-holding to the fish farmers of the North-Eastern States.
- v. Assist the States in the preparation of Detailed Project Reports on fisheries and aquaculture development
- vi. Follow-up and coordinate with the 8 North-Eastern States for implementation of fisheries activities and regular monitoring of the outcomes

The activities of NFDB-ERC-NFFBB are described in Chapter 6.

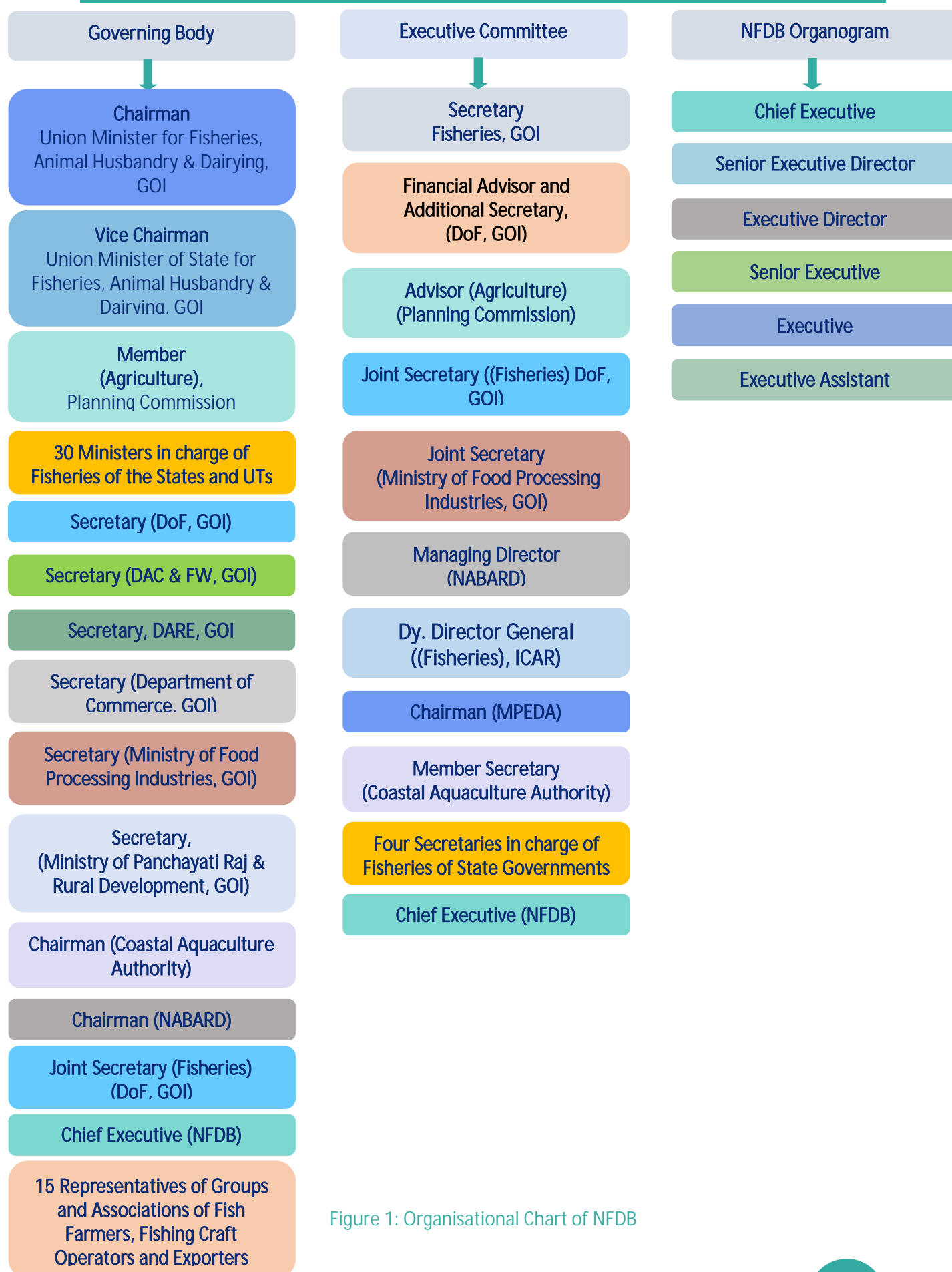


Figure 1: Organisational Chart of NFDB

## 2

## Activities of NFDB under Pradhan Mantri Matsya Sampda Yojana

### PMMSY-Project Appraisal Committee

As per the guidelines of PMMSY, a Project Appraisal Committee (PAC) headed by the CE, NFDB has been constituted in NFDB for the appraisal of the project proposals received under the Centrally Sponsored Scheme (CSS) component of PMMSY from States and UTs with the prior approval of the respective State/UT Level Approval and Monitoring Committee (SLAMC/ UTLAMC). After appraisal by PAC, the viable projects/ proposals under the CSS will be recommended to DoF for approval and release of admissible central financial assistance. Apart from this, activities/ projects under CS Scheme Component of PMMSY are also appraised through PAC as and when received from the DoF and for making necessary recommendations to be placed in the Central Apex Committee (CAC) of PMMSY.

During the FY 2022-23, 1007 Self Contained Proposals (SCPs)/ Detailed Project Reports (DPRs) were received from 35 States and UTs under the beneficiary oriented component of CSS of PMMSY and were scrutinized by NFDB. As on 31<sup>st</sup> March 2023, 10 PAC meetings were held under the Chairmanship of the CE, NFDB and 816 projects were recommended to DoF under the CSS component of PMMSY at the total outlay of Rs 5395.629 crore with central share of Rs 2374.29 crore benefiting 16 lakh beneficiaries towards direct and indirect employment. The non-beneficiary oriented components under CSS of PMMSY such as Integrated Aquapark for Arunachal Pradesh, Integrated Seaweed Park for Tamil Nadu, projects on landing centres/ harbours of Andhra Pradesh, Karnataka, Kerala, Maharashtra, Odisha, Puducherry, Tamil Nadu and West Bengal and artificial reefs cumulatively for 7 States and UTs viz. Karnataka, Kerala,



Maharashtra, Odisha, Puducherry, Tamil Nadu and West Bengal were also recommended by PAC during the FY 2022-23. The PAC also appraises the proposals received under Entrepreneur Model (Page 8) under the CS component of PMMSY.

## PMMSY-Project Monitoring Unit

The Project Monitoring Unit (PMU), NFDB under the chairmanship of CE, NFDB regularly monitor the implementation of the projects/ activities sanctioned under the CS and CSS components of PMMSY. The PMU, NFDB has developed project monitoring formats for data collection as per the guidelines of PMMSY and checklists for field visits.

To ease the procedures, NFDB has formed PMU-State Monitoring Teams comprising of NFDB officials. Each such team is assigned with the task of monitoring the sanctioned projects in 6 to 8 States and UTs. The periodic monitoring by the PMU-State Monitoring Teams is done through field visits,



Figure 2: PMU- State Monitoring Teams visit the Sanctioned Projects' Sites

virtual review meetings with the respective nodal officers of the States and UTs and the assessment of the physical and financial data submitted by the States and UTs in the specified formats.

As on 31<sup>st</sup> March 2023, PMU, NFDB has conducted 6 Quarterly PMU Review Meetings with the States and UTs and field visits to 31 States and UTs to assess the physical progress of the projects. Based on these, periodical advisories are being sent to the States and UTs and salient observations to DoF.

PMMSY has a MIS dashboard in place for gathering information on a single platform. NFDB has provided training and handholding support to States and UTs on MIS. Accordingly, States and UTs are making progress in data entry in MIS.

## Entrepreneur Models in Fisheries and Aquaculture

NFDB is the end implementing agency for Entrepreneur Models in Fisheries and Aquaculture under the CS component of PMMSY, which aims to attract and encourage private investment in fisheries and aquaculture sector. Various individual sub-components/ activities of PMMSY would be integrated and packaged to provide end-to-end solutions wherever feasible for maximizing the output and outcomes. These are primarily need based beneficiary-oriented fisheries development activities in an integrated manner to address the needs and priorities of the fisheries sector which are either unmet or sub-optimally/ partially met under PMMSY within the broad framework of PMMSY scheme. Such integrated projects would be implemented as Entrepreneur/ Business models under 3 broad categories viz. investment driven models, industry driven models and incubator driven models. The activities supported under this model are integrated business model targeting production, marketing with backward and forward linkages etc.



Figure 3: Glimpses of the Project implemented under Entrepreneur Model

Based on the recommendation by PAC and approval by DoF, NFDB sanctioned 34 proposals as Entrepreneur Model under the CS component of PMMSY at the total outlay of Rs 97.82 crore with the eligible subsidy of Rs 26.23 crore. Out of this, subsidy to the tune of Rs 6 crore has

been released for 11 projects benefitting 18 beneficiaries from General category, 5 from SC category and 5 from ST category covering 13 States viz.

Andhra Pradesh, Arunachal Pradesh, Assam, Delhi, Goa, Maharashtra, Mizoram, Nagaland, Odisha, Tamil Nadu, Telangana, Uttar Pradesh and West Bengal. Out of these 6 are women beneficiaries.

## Formation of Fish Farmer Producer Organisations

As the first step to form and promote Fish Farmer Producer Organisations (FFPOs), Cluster Based Business Organizations (CBBOs) have to be set up. Accordingly, a notification for the selection of CBBOs was issued by NFDB on 30<sup>th</sup> May 2022, with the last as being 8<sup>th</sup> July 2022. In response, NFDB received 53 applications under three categories viz. 27 under Category I, 2 under Category II and 24 under Category III. The applications were scrutinized and evaluated by the external experts from MANAGE, Hyderabad and IIM, Hyderabad. Accordingly, 6 agencies were shortlisted and awarded as CBBOs on 1<sup>st</sup> November 2022 for the formation of 20 FFPOs covering 10 States and UTs namely Andhra Pradesh, Assam, Bihar, Maharashtra, Manipur, Odisha, Puducherry, Tamil Nadu, Tripura and Uttar Pradesh. NFDB is, at present, under the process of the execution of Memorandum of Agreement (MoA) with the selected CBBOs. The selected CBBOs have initiated identifying the locations in the respective States.

## Group Accident Insurance Scheme (GAIS)

Insurance of fishers is one of the sub components of PMMSY scheme under the beneficiary-oriented activities. Under the scheme, fish workers, fish farmers and other category of persons who are directly involved in fishing and fisheries related activities in the age group of 18 to 70 years are eligible for insurance coverage of (i) Rs 5 lakh against the accidental death or permanent total disability, (ii) Rs 2.5 lakh against the permanent partial disability and Rs 25000 against the accidental hospitalisation. The scheme is implemented through M/s Oriental Insurance Company Limited with an insurance premium of Rs 72.44 per fisher per annum. During FY 2021-22, a total of 29.11 lakh fishers belonging to 18 States and 7 UTs and in FY 2022-23, a total of 33.2 lakh fishers belonging to

24 States and 7 UTs have been insured. Total of 309 claims have been settled and an amount of Rs 15.02 crore has been disbursed.

## River ranching



Figure 4: Releasing the Fish Seed to River

River ranching scheme has been incorporated under PMMSY with the objective of addressing the depleted fish stocks in rivers and to improve the livelihood of fishers. The scheme is a continuous program. During Phase -1 of the programme (FY 2020-21), river ranching was implemented in three river

basins namely (i) Ganges and the tributaries of the Ganges river system, (ii) Brahmaputra and Barak river tributaries and other rivers and (iii) Mahanadi and tributaries of Mahanadi river system covering 6 major inland States (Uttar Pradesh, Tripura, Chhattisgarh, Odisha, Uttarakhand and Bihar) focusing on the length of river belt.

In the FY 2021-22, the scheme was extended for two years, covering 4 more rivers namely (i) Godavari, (ii) Cauvery, (iii) Narmada and (iv) Indus overlaying 7 States (Karnataka, Tamil Nadu, Maharashtra, Gujarat, Sikkim, Himachal Pradesh and Assam). Under the monitoring and guidance of NFDB, the States have implemented the river ranching activities as per the timeline. A total of Rs 18.55 crore has been sanctioned to the 13 States to ranch 618.54 lakh fingerlings for the second consecutive year of stocking. Of this, 555 lakh fingerlings (89%) were ranched in 9 States viz. Assam, Bihar, Chhattisgarh, Himachal Pradesh, Odisha, Sikkim, Tripura, Uttarakhand and Uttar Pradesh as on 31<sup>st</sup> March 2023.



In the FY 2022-23, river ranching was sanctioned for river systems Ganges, Mahanadi, Brahmaputra, Cauvery, Narmada, Bhagrathi, Hooghly, Subarnarekha and their tributaries covering 16 states Arunachal Pradesh, Assam, Bihar, Chhattisgarh, Himachal Pradesh,



Figure 5: River Ranching Programme, Himachal Pradesh

Maharashtra, Nagaland, Odisha, Sikkim, Tamil Nadu, Tripura, Uttarakhand, Uttar Pradesh, West Bengal, Gujarat and Manipur targeting to ranch 876.02 lakh fingerlings.

## Establishment of Breeding Units of Indigenous Fish Species in North-Eastern States

In the North-Eastern States, fish species like Magur, Singhi, Pabda and Koi have special consumer preferences and fetch high market prices. However, the commercial breeding and propagation, and culture expansion of these species still remains low due to the lack of adequate number of hatcheries for fish seed production, lack of dissemination of breeding technique among the farmers and lack of other necessary support.

In this scenario, NFDB launched the project 'Establishment of breeding units for locally important fish species of North East India' in the FY 2020-21. The breeding units are categorized into two types based on the species and the quantum of production (1) large unit for breeding of Magur, Singhi, Murrel, Pengba etc. with ceiling unit cost of Rs 7 lakh per unit having the production capacity of minimum 2.5 lakh fry per annum and (2) small unit for breeding of

Pabda and Koi with ceiling unit cost of Rs 2 lakh per unit having production capacity of minimum 1.5 lakh fry per annum.

NFDB sanctioned and released Rs 49.8 lakh in FY 2020-21 and Rs 64.6 lakh in FY 2021-22 through the respective State Fisheries Department for the establishment of 35 breeding units comprising both large (29) and small units (6) for locally important indigenous fish species covering the 6 States Assam, Tripura, Manipur, Nagaland, Meghalaya and Sikkim. The cumulative NFDB subsidy amount of the project from FY 2020-21 to FY 2022-23 is Rs 114.60 lakh. The selection of the beneficiaries for the FY 2022-23 is under process.

## Technology Demonstrations including Start-Ups, Incubators and Pilot Projects

### Cage Culture Demonstration of Indian Pompano in Chandipur Coast, Bahabalpur, Odisha by CMFRI

During the FY 2020-21, NFDB had sanctioned the project 'Cage Culture Demonstration of Indian pompano in Chandipur coast' at the total project cost of Rs 257.324 lakh for a period of 3 years with 100% central assistance to ICAR-CMFRI. A model Indian pompano marine cage farming unit was established under the project at Bahabalpur, along the Balasore coast of North Odisha. This would act as a nuclear centre for large-scale dissemination of the technology within the State. The project registered 20 metric tonnes of fish harvest from 30 cages with the price realisation of Rs 59.53 lakh from its 2<sup>nd</sup> and final crop. Since then, the project has been extended into its 2<sup>nd</sup> Phase with the project cost of Rs 75 lakh as one-time subsidy assistance towards operational cost by involving fishermen society/ societies with sharing pattern as fixed under PMMSY. The central share will be Rs 45 lakh (60%) and the beneficiary share, Rs 30 lakh (40%). A MoU was signed with 36 beneficiaries (18 fishermen and 18 fisherwomen) for the distribution of 30 cages and for undertaking cage culture demonstration at Bahabalpur, Balasore.

### Cage Culture Demonstration of Sea bass and Mullet in Jalka estuary, Bahabalpur, Odisha by NFDB-ERC-NFFBB

NFDB-ERC-NFFBB has taken up the demonstration of cage culture of Sea bass and Mullet in Jalka estuary, Bahabalpur, Odisha with technical guidance from ICAR-CMFRI. All the cages are fabricated and are kept ready for installation and further stocking of Sea bass (*Lates calarifer*) seed. Simultaneously, the Sea bass seed of 5 - 8 cm size were stocked in hapas for nursery rearing up to fingerling size (100 g) to be further stocked in installed cages. The seed were procured from M/s MSR Hatchery, Kakinada.

### Newly Sanctioned Projects

NFDB has taken up various initiatives during the FY 2022-23 to popularize new and innovative technologies emerging in the fisheries and aquaculture sector so as to improve fish production and productivity in the country. The following projects have been sanctioned during the period from April 2022 to March 2023 for the total outlay of Rs 5.05 crore.

1. Demonstration of growth performance, health status and meat quality of Biofloc raised fish in Northern India (Rs 19.47 lakh)
2. Demonstration of viable farming protocols for indigenous brackish water seaweed species for income generation among coastal folks (Rs 21.95 lakh)
3. Pilot scale implementation of 'Smart packing technology: Fish freshness indicator' at field level to enhance domestic fish consumption (Rs 40.50 lakh)
4. Demonstration of seed Production of critically endangered catfish *Glyptothorax kashmirensis* for conservation and culture in Jammu and Kashmir (Rs 26.40 lakh)
5. Pilot scale demonstration of seaweed based feed production for fish and shrimp (Rs 36 lakh)

6. Technology demonstration of Singhi catfish culture in Re-Circulatory Aquaculture System (RAS) and entrepreneurship development in the region (Rs 38.95 lakh)
7. Demonstration of ornamental fish culture and breeding technique through incorporation of natural carotenoids in fish feed for improvement of the pigmentation to the rural youths of Telangana (Rs 23.50 lakh)
8. Technology demonstration of premium quality Masmin production in Lakshadweep for domestic and export markets (Rs 23.54 lakh)
9. Technology demonstration of emerging fish species in Biofloc culture system (Rs 26 lakh)
10. Development and popularization fuel-efficient long-lasting otter boards for greening the trawl fishing sector in India (Rs 109.163 lakh)
11. Pilot project for distribution of Phase Change Material (PCM) to fish vendors/ retailers in Delhi NCR (Rs 3.00 lakh)
12. Establishment of a Bio-resource facility of Zebrafish (*Danio rario*): A National genetic repository for wild type and inbred zebrafish strains (Rs.70.00 lakh)
13. Integrated multi-tropic aquaculture for the alternate livelihood of fishers and augmenting fish production of coastal waters in Karnataka (Rs. 52.275 lakh)
14. Preference, consumption pattern and future demand for fish and fishery products in India (Rs 15.22 lakh)

## Training, Awareness, Exposure and Capacity Building Programmes

NFDB has been designated as the nodal agency for executing training, awareness, exposure, and capacity building activities including skill development/ upgradation programmes under PMMSY.



## Training and Capacity Building

Keeping in view of the broad spectrum of training needs, a range of Institutions within and outside the fisheries discipline are required to meet the growing skill demand of the sector. The Institutions where the trainings are being conducted include ICAR- Central Marine Fisheries Research Institute (ICAR-CMFRI), ICAR- Central Institute of Fisheries Education (ICAR-CIFE), National Bureau of Fish Genetic Resources (ICAR-NBFGR), Central Institute of Fisheries Technology (ICAR-CIFT), Directorate of Cold Water Fisheries Research (ICAR-DCFR), Central Institute of Freshwater Aquaculture (ICAR-CIFA), Central Inland Fisheries Research Institute (ICAR-CIFRI), Central Institute of Fisheries, Nautical and Engineering Training (CIFNET), Central Salt and Marine Chemical Research Institute (CSMCRI), State and UT Fisheries Departments, Krishi Vigyan Kendras (KVKs), Cochin University of Science and Technology (CUSAT), National Institute of Agricultural Extension Management (MANAGE), Agriculture Skill Council of India (ASCI), Marine Products Exports Development Authority (MPEDA-NETFISH), National Federation of Fishermen's Cooperatives Ltd (FISHCOPFED), National Institute of Fisheries Post Harvest Technology and Training (NIFPHATT), Fishery Survey of India (FSI), State Agricultural Universities, State Fisheries Universities etc.

NFDB has sanctioned the amount of Rs 531.54 lakh and released the financial assistance of Rs 430.22 lakh to 26 States and UTs covering 54 implementing agencies for conducting 1211 programs (Table 1). Cumulatively, 39945 beneficiaries were trained under these programmes in



Figure 6: Glimpses of NFDB sponsored skill development training programme

the areas of intensive freshwater aquaculture, brackish water aquaculture, coldwater fisheries, ornamental fisheries, fish processing and marketing, species-specific (Pangasius, Murrel, Magur, Singhi, Pearlspot, Tilapia, Scampi, Shrimp, Sea bass, Cobia and Pompano) hatchery/ breeding Technologies and integrated fish farming. The programmes conducted by NFDB-ERC-NFFBB and NFDB-NERC are detailed in Chapter 5 and Chapter 6 respectively.

### Exposure and Awareness



Figure 7: NFDB sponsored Events in the FY 2022-23

NFDB conducted several exposure and awareness activities during the FY 2022-23. To familiarise the general public on NFDB activities and PMMSY, NFDB published four advertisements in newspapers and souvenirs and set up stalls at 5 large-

scale exhibitions. NFDB sanctioned Rs 103.25 lakh to 18 States and UTs for conducting Fish Festivals which were intended to make the people aware about fish and fish products, its health benefits etc. NFDB sponsored 50 events such as workshops, conferences, summits, exhibitions, and seafood shows etc. across 24 States and UTs in India with the total outlay of Rs 3.4 crore. The programmes conducted by NFDB-ERC-NFFBB and NFDB-NERC are detailed in Chapter 5 and Chapter 6 respectively. These efforts successfully raised awareness among more than 29000 individuals regarding start-up opportunities in fisheries sector, domestic fish consumption, PMMSY, etc. and provided a platform for technology demonstration, knowledge sharing and hands-on activities related to fisheries.

Table 1: State-wise Fund Releases for Training and Capacity Building by NFDB under PMMSY during the FY 2022-23

S. No.	State/ UT	No. of Programmes	Amount Sanctioned (Rs lakh)	Amount Released (Rs lakh)	No. of Beneficiaries
1	Andhra Pradesh	46	73.19	42	1730
2	Assam	03	0.25	1.92	135
3	Chhattisgarh	14	15.62	15.62	600
4	Delhi	700	69.5	69.5	18500
5	Himachal Pradesh	16	7.47	7.47	860
6	Haryana	05	3.12	3.12	160
7	Jammu and Kashmir	09	7.61	3.80	370
8	Jharkhand	06	5.7	5.7	60
9	Kerala	40	47.75	47.75	1300
10	Karnataka	10	13.82	9.68	500
11	Madhya Pradesh	24	31.72	15.71	1525
13	Manipur	05	1.14	5.12	95
14	Meghalaya	12	8.77	4.38	470
15	Mizoram	24	15.94	17.56	985
16	Nagaland	05	5.83	5.83	250
17	Odisha	05	4.0	4.0	400
18	Puducherry	09	5.57	5.57	270
19	Punjab	04	2.53	2.53	100
20	Rajasthan	40	17.06	8.53	1920
21	Sikkim	09	8.08	8.08	725
22	Tamil Nadu	34	65.74	69.58	1360
23	Telangana	16	15.78	15.78	400
24	Tripura	14	12.25	6.12	825
25	Uttar Pradesh	108	52.86	27.44	4425
26	West Bengal	50	40.24	27.43	1830
	Total	1211	531.54	430.22	39945

## Empanelling Fisheries and Aquaculture Goods and Service Providers

The details of categories under which NFDB empanels the goods and service providers and the application procedures are published on NFDB website for the benefit of States and UTs and individual stakeholders.

### Empanelment of Equipment Manufacturers and Suppliers

NFDB has empanelled 67 firms under various categories such as aquaculture, RAS/ Biofloc, sea/ reservoir cage, cage/ pen, cold chain facility (cold storage/ ice plant), fish feed mill, hatcheries, marine fisheries, refrigerated vehicles/ insulated vehicles, biotoilet etc.

### Empanelment of Consultants and Consulting Firms

NFDB has empanelled 53 individual consultants and consulting firms in the fisheries and aquaculture sector. These consultant services are being utilised by stakeholders.

### Empanelment of Implementation Partners

NFDB has empanelled 8 Private Agencies/ Institutes/ Organizations as 'Implementation Partners' for implementing programmes such as training, awareness programmes and capacity-building activities.

## Aquatic Quarantine Facility

In 2009, NFDB had funded the establishment of an Aquatic Quarantine Facility (AQF) in Neelankarai, Chennai by MPEDA-RGCA for the regulated import of *Litopenaeus vannamei* broodstock and for production of Specific Pathogen Free (SPF) shrimp seed. AQF plays a key role in ensuring the SPF status of the imported broodstock of *L. vannamei* and is essential to mitigate the risks involved in the continuous import of *L. vannamei* broodstock. Over the period, AQF gradually expanded phase wise. In order to meet out the growing demand

of *L. vannamei* seed by shrimp farmers, NFDB sanctioned the proposal of MPEDA-RGCA for the expansion of the AQF with addition of 6 cubicles in the FY 2018-19 at the estimated cost of Rs 500 lakh. As proposed by MPEDA, based on the escalation in the cost estimate for civil works due to revision in the Scale of Rates (SoR) and for the procurement of machinery and equipment, another Rs 230 lakh was sanctioned additionally and released to MPEDA-RGCA in the FY 2020-21.

At present, with the addition of 6 quarantine cubicles and the supporting infrastructure in Phase IV, the facility is having the annual capacity to accommodate 733400 imported *L. vannamei* broodstock. In this premise, NFDB signed a MoU with MPEDA-RGCA to share the gross revenue generated by AQF with NFDB at the rate of 2.5% per year. Accordingly, MPEDA-RGCA shared Rs 1788275 for the FY 2020-21 and Rs 2063541 for the FY 2021-22 towards NFDB's share from AQF.

## Aquatic Animal Health and Quality Testing Laboratory

The Aquatic Animal Health and Quality Testing Laboratory (AAHQTL) is a national level laboratory under the aegis of NFDB. It is an ISO 9001-2015 certified laboratory offering various testing services to fishers, fish farmers and



Figure 8: Trainees at AAHQTL

other stakeholders in fisheries. The laboratory has separate Divisions for Molecular Diagnostics, Microbiology, Feed, Water and Soil, and Residual testing divisions and is operational with sophisticated instruments for gene sequencing, quantification of heavy metals, profiling the amino acids and vitamins etc. AAHQTL offers hands on training programmes on PCR and RT-PCR and its



applications, bio-techniques, nutrient profiling of fish and fish products, water quality parameters etc. A total of 59 trainees in 11 batches were trained during the FY 2022-23.



Figure 9: Sample collection by AAHQTL Team

The AAHQTL has currently taken up a project titled "Assessment of pathogenic microorganisms along with nutrient and residual contaminant profiling in fish and aqua feeds". Under the project, a total of 206 samples (fish, shrimp, potable water, ice and retailers' hygiene related samples) were collected from various wholesale and retail markets, landing centres, street markets etc. of Andhra Pradesh, Karnataka, Kerala, Maharashtra, Tamil Nadu and Telangana and tested for microbial prevalence. The project also attends to the nutrient and amino acid profiling of fish, shrimp and aquafeed with due importance to the presence of heavy metals such as mercury, lead, arsenic and

cadmium. 80 samples of fish, shrimp, aquafeed, soil and water from the farms of Andhra Pradesh and Tamil Nadu were analysed. In addition, 121 commercial samples of aquafeed, soil and water were analysed and reported to the customers.



Figure 10: Shri. Jatindra Nath Swain, IAS visits AAHQTL

AAHQTL, NFDB has entered a MoU with Environment Protection Training and Research Institute (EPTRI), Government of Telangana for undertaking various

fisheries and environment related research. At present, AAHQTL in collaboration with EPTRI is running a project titled “Aquatic biodiversity studies of Kaleswaram Post Environmental Monitoring (PPEM) projects viz. Medigadda, Annaram and Sundilla barrages of Telangana State”.

## Certification of Fish Hatchery/ Fish Farm/ Brood banks/ Feed Mill

NFDB is implementing the certification of fish hatchery/ fish farm/ brood banks/ feed mill under PMMSY on pilot basis in 6 States viz; Andhra Pradesh, Assam, Chhattisgarh, Gujarat, Karnataka and Tamil Nadu covering about 3040 beneficiaries including individuals and groups and targeting 1711 units of hatcheries, feed mills and fish farms under certification scheme with the total budget outlay of Rs 4.52 crore. Accordingly, NFDB has empanelled 8 certifying bodies viz. Bureau Veritas (India) Pvt Ltd, CU Inspections and Certifications India Pvt Ltd, Cotecna Inspection Pvt Ltd, Intertek India Pvt Ltd, Quest Certification Pvt Limited, SGS India Pvt Ltd, Tata Projects Ltd, and TUV India Pvt Ltd for implementing the certification of fish hatchery/ fish farm/ brood banks/ feed mill under PMMSY. The selected States are implementing the scheme through these certifying bodies. The subsidy assistance for general, SC/ ST/ women, and group/ cluster beneficiaries are as Rs 18000, Rs 27000 and Rs 60000 respectively per unit.

## Mapping of Data on Fisheries Cooperative Societies

In pursuance to the directions issued by the DoF, NFDB is executing ‘Mapping of data on Fisheries Cooperative Societies (FCS) across the country’. To aid this, NFDB developed a google format for collecting the required information viz. status of FCS’ existence, fisheries activity taken up, functionality etc. from the existing Primary-, District- and State- level FCS and shared it with the States and UTs for uploading the data. This will in turn be useful for the MIS to be developed by the Ministry of Cooperation. NFDB is regularly coordinating with the States

and UTs in this regard and updating and sharing the data with the Ministry of Cooperation. As of now, 29 States and UTs have entered approximately 50% of the data.

## Development and Operation of Coastal Aquaculture Facility at Mulapolam, Srikakulam, Andhra Pradesh

As per the Annual Action Plan 2020-21 and 2021-22, NFDB has taken up the Phase I activities such as site levelling, preparation of engineering drawings and cost estimations for the creation of coastal aquaculture facilities. The Phase I infrastructure works are being executed through the Central Public Works Department (CPWD). 85% of physical progress has been achieved for the construction of administrative building, reservoir ponds, nursery units, grow-out ponds for marine finfish and mud crab, seawater intake arrangements, filtration, storage reservoirs, freshwater supply arrangements, effluent treatment plant, internal roads, drainage, electricity arrangements including generator, etc.

NFDB has floated a Request for Proposal (RFP) on Central Public Procurement Portal (CPPP) and NFDB website for the selection of preferred bidder for 'Operation & Management' (O & M) of the Phase I of the 'Coastal Aquaculture Facilities' and 'Design, Build, Finance, Operate & Transfer' (DBFOT) of the Phase II of the 'Coastal Aquaculture Facilities' in PPP mode.

As on 31<sup>st</sup> March 2023, the status of civil works at the site is as follows.

- i. Nursery complex: Construction work is completed
- ii. Grow-out ponds: Excavation and drainage plumbing works are completed.
- iii. Administrative building: Brick work is completed and the internal finishing work is in progress.
- iv. Reservoir ponds: Excavation work is completed. Dissipation and filtration structure, filtration canal and seepage pipeline works are also completed.



- v. Roads: Formation of the main road and internal roads in the phase I is completed.
- vi. Power lines: HT Line connection for 250 KVA line is completed.
- vii. Pond preparation: HDPE lining in all the ponds is in progress.
- viii. Pipelines: Laying of sea water pipe line from the sea to NFDB site is in progress

NFDB has obtained the following required statutory clearances viz.

- i. Coastal Aquaculture Authority (CAA)'s approval in-principle to take up the aquaculture activities
- ii. No Objection Certificate from Andhra Pradesh Pollution Control Board (APPCB)
- iii. Permission from the Forest Department for laying the seawater pipeline through the reserve forest land
- iv. Permission for laying of sea water pipe line from the sea to the NFDB site from Andhra Pradesh Coastal Zone Management Authority (APCZMA)



Figure 11: Progress of the Work regarding the Development and Operation of Coastal Aquaculture Facility at Mulapolam

## Publicity of PMMSY and Promotion of Domestic Fish Consumption

NFDB has taken up various outreach activities such as webinars, outdoor campaigns, digital campaigns, mass media campaigns, publicity through electronic media, print media (books and posters (Chapter 8), advertisements in magazines), social media (Facebook, YouTube), recipe competitions, virtual learning through Matsya Setu App, organizing workshops/ seminars such as Poshan Maha, Anadata Devo Bhava etc. with emphasis on nutrition value of fish and PMMSY activities. Further, 26 jingles were developed by NFDB and broadcasted in 9 vernacular languages in 16 States for the promotion of domestic fish consumption and PMMSY. It has funded States and UTs to celebrate the 75 years of India's independence i.e. *Azadi Ka Amrit Mahotsav (AKAM)* and to organize fish festivals, events like World Fisheries Day- 2022 (Page 40) and National Fish Farmers Day-2022 (Page 41) etc. NFDB coordinated the successful completion of *Sagar Parikrama* in four phases (covering 19 locations in Gujarat, Daman and Diu, Maharashtra and Karnataka) and *Swatch Sagar Surakshit Sagar* at Andhra Pradesh, Chennai, Goa and Gujarat. Two songs on *Sagar Parikrama* and one song on *Swatch Sagar Surakshit Sagar* were released. *Sagar Parikrama* songs are now available in 9 vernacular languages. A total of 48.70 lakh people have been reached out by these programmes. NFDB further sponsored 11 fish festivals in the FY 2022-23 in Andhra Pradesh, Himachal Pradesh, Madhya Pradesh, Sikkim Maharashtra (along with CIFE), Tripura, Kerala, Jammu & Kashmir, Uttarakhand, Telangana and Meghalaya to create awareness to enhance the fish consumption. Of the 11, 9 fish festivals were already conducted.

## 3

## NFDB's Fish Market Price Information System

NFDB is implementing the Fish Market Price Information System (FMPIS) as a flagship project for analysing fish price across fish markets in major cities and towns since. An exclusive web/ mobile-based software application has been devised through which the prevailing fish market price are entered for commercially important inland and marine fish species through enumerators. The FMPIS android application works both in offline and online mode and exclusive login facility are provided for each enumerator. The enumerators are identified among market functionaries by the respective States and UT Fisheries Departments, to undertake the task of fish market price data entry in the mobile app. The data collected on fish market price in various States and UTS are disseminated across the country through the web platform *fmpisnfdb.in*. The application also fetches details like scientific name, common name, image, length and breadth of fish. This aids the fishers/ sellers to get better marketability for the fish and the end-users (consumers /buyers) to get better accessibility to fish. There are 25 States and 4 UTs under the ambit of FMPIS, wherein 99 enumerators collect the data from 45 wholesale fish markets and 54 retail fish markets. In addition, NFDB obtains marine fish price data pertaining to 18 fishing harbours and 17 fish landing centres from NETFISH-MPEDA and integrates it with FMPIS online data system.



## 4

## Activities of NFDB under Fisheries and Aquaculture Infrastructure Development Fund

Fisheries and Aquaculture Infrastructure Development Fund (FIDF), created by the Government of India envisages creation of fisheries infrastructure facilities both in marine and inland fisheries sectors and augment the fish production. Accordingly, a dedicated fund amounted to Rs 7522.48 crore was created during the FY 2018-19. FIDF provides concessional finance/ loan to the Eligible Entities (EEs) including State Governments and UT Administrations and State entities for the development of identified fisheries infrastructure facilities. The scheme has achieved 70.96% of its target. The NFDB is the nodal implementing agency for FIDF Scheme. As on 31<sup>st</sup> March 2023, NFDB cumulatively received 258 proposals from 25 states and UTs for the total project cost of Rs 8039.57 crore. Out of these, 121 proposals with the total project cost of Rs 5584.51 crore with the eligible amount for interest subvention of Rs 3737.22 crore, were recommended by the Central Approval and Monitoring Committee (CAMC). The Nodal Loaning Entities (NLEs) have sanctioned 91 proposals with the outlay of Rs 3309.41 crore.

Awareness on FIDF has been created through several programmes such as Bankers Meetings at Hyderabad and Guwahati on 29<sup>th</sup> April 2022 and 30<sup>th</sup> August 2022 respectively, 2-day training on DPR preparation on 10<sup>th</sup>-11<sup>th</sup> June 2022 at Hyderabad and Stakeholder Awareness Meetings held in 7 States (Assam, Arunachal Pradesh,



Figure 12: Establishment of fishing harbour at Tharagambadi, Tamil Nadu

Himachal Pradesh, Kerala, Meghalaya, Sikkim and Tripura) with NFDB funding and technical support.

To evaluate and examine the performance of the FIDF scheme, NFDB and the Bay of Bengal Programme Inter-Governmental Organisation (BOBP-IGO) signed a MoA on 1<sup>st</sup> December 2022. Accordingly, BOBP-IGO conducted a study and recommended for the extension of scheme, inclusion of Credit Guarantee Fund Trust for Micro and Small Enterprises (CGTMSE) and for convergence with other schemes of the department. NFDB has requested for modifications in the FIDF guidelines viz. convergence of FIDF and Entrepreneur Model of PMMSY, removal or enhancement of the upper ceiling on activities, inclusion of CGTMSE in FIDF etc. for the efficient implementation of the Scheme.

## 5

## Activities of NFDB-Eastern Regional Centre, Bhubaneswar

NFDB-Eastern Regional Centre-National Freshwater Fish Brood Bank (NFDB-ERC-NFFBB) carried out the following major activities during the FY 2022-23.

- Production and dissemination of brooder seed of GIFS and Non-GIFs
- Development of brooder fish and its supply to the networked hatcheries
- Networking of hatcheries and fish seed grower units
- Infrastructure development at NFFBB
- Extension activities

### Dissemination of Breeder Seed

NFDB-ERC-NFFBB supplied spawn, fry and fingerlings of breeder seed in the range of 26.76 crore (2675.95 lakh) during the FY 2022-23. The hatcheries and seed grower units of 19 States throughout the country were benefitted by procuring fish seed from NFDB-ERC-NFFBB in the FY 2022-23. The network of hatcheries and seed growers registered by NFFBB are included among those beneficiaries.

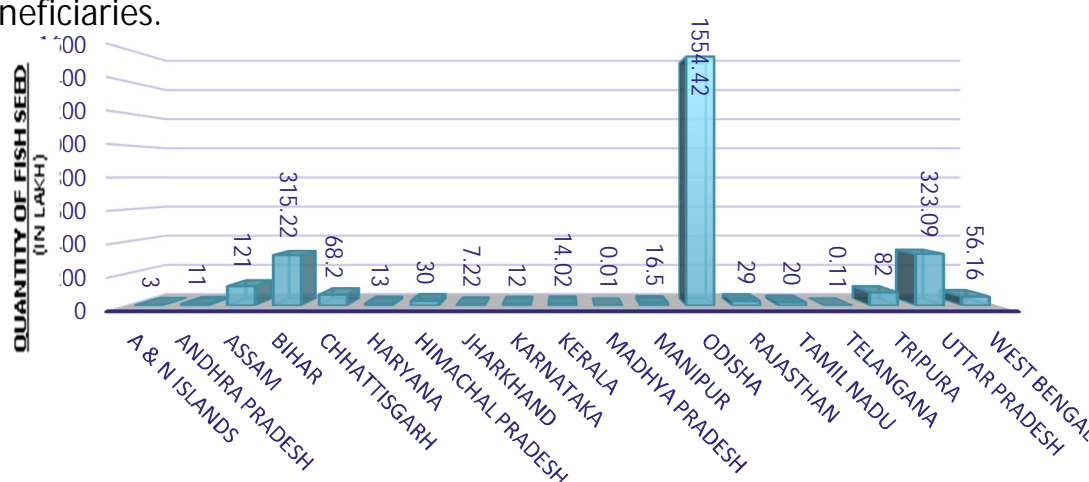


Figure 13: Supply of fish seed (State wise)

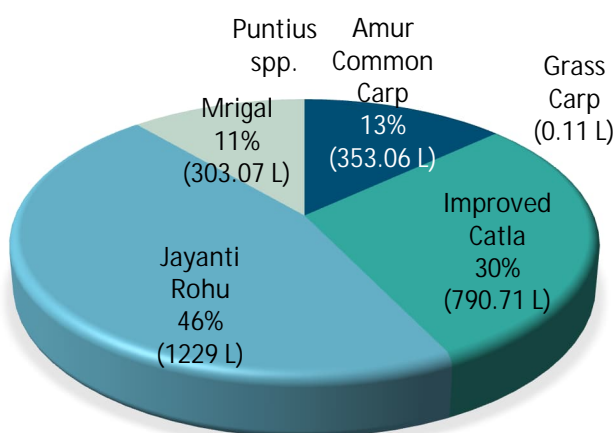


Figure 14: Supply of fish seed (species wise)

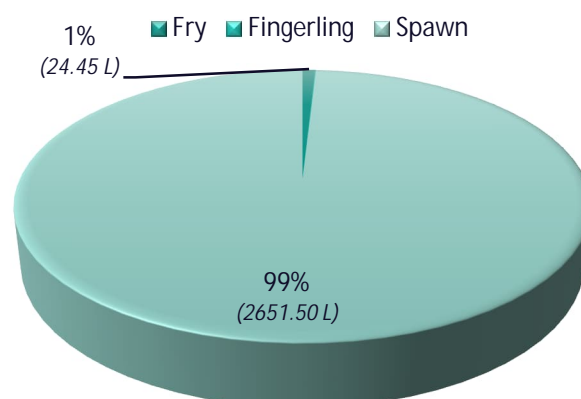


Figure 15: Supply of fish seed (stage wise)

## Dissemination of Brooder Fish

To meet the challenge of quality seed supply to the fish farmers across the country NFDB-ERC-NFFBB supplies brooders (finfish and scampi) to hatcheries including network of hatcheries registered by NFFBB. A total of 1581.55 kg brooder has been sold during the FY 2022-23. The said quantity of brooder is supplied by NFFBB to three States viz. Andhra Pradesh, Odisha and West Bengal.

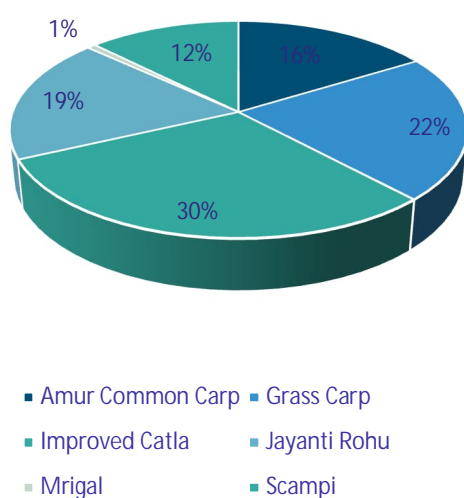


Figure 16: Supply of brooders (species wise)

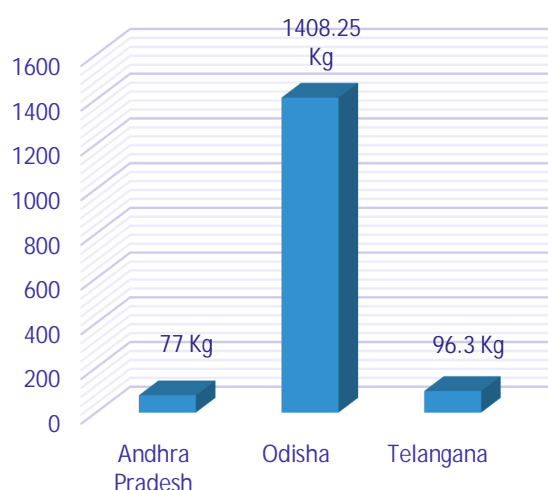


Figure 17: Supply of brooders (State wise)



## Networking of Hatcheries and Seed Growers

With the aim of making pan India level reach for networked hatcheries and seed grower units, NFDB-ERC-NFFBB invited applications from the potential hatcheries and fish seed growers from different States in the country for registering with NFDB-ERC-NFFBB. In the FY 2018-19, NFDB-ERC-NFFBB started networking program by enrolling 18 hatcheries located in four States viz. Bihar, Chhattisgarh, Odisha and West Bengal. The pan India level reach of networked hatcheries and seed growers favours the availability of quality seed of GIFS at every corner of the country. In FY 2022-23, 75 hatcheries came forward to enrol with NFDB-ERC-NFFBB. Similarly, fish seed grower units have also shown keen interest in the networking program and submitted their applications for enrolment with NFDB-ERC-NFFBB as registered network seed growers. Altogether, 75 hatcheries and 62 seed growers are registered with NFDB-ERC-NFFBB and is part of the network of hatcheries and seed grower units. The State-wise number of hatcheries and seed growers is shown in the Table 2.

## Technology Providers/ Partners

NFDB-ERC-NFFBB partnered with the following institutions and procured the technologies of improved fish species. Later, the species except GI Desi Magur were multiplied by NFDB-ERC-NFFBB and supplied to the stakeholders.

**ICAR-Central Institute of Freshwater Aquaculture (ICAR-CIFA):** Genetically improved (GI) varieties of Rohu i.e. Jayanti Rohu, Catla i.e. Improved Catla, and Scampi

**Karnataka Veterinary Animal and Fisheries Sciences University (KVAFSU):** Amur Common Carp, a Hungarian Common Carp strain

**ICAR-Central Institute of Fisheries Education (ICAR-CIFE):** GI Desi Magur (Yet to start multiplication)

Table 2: Units registered with NFDB-ERC-NFFBB as part of the Network Of Hatcheries and Seed Grower Units

S. No.	State	No. of Scampi Hatcheries	No. of Finfish* Hatcheries	No. of Finfish* Seed Growers
1	Andhra Pradesh	4	2	7
2	Assam	0	20	5
3	Bihar	0	3	5
4	Haryana	0	1	0
5	Himachal Pradesh	0	0	1
6	Jharkhand	0	2	1
7	Karnataka	0	1	1
8	Kerala	1	1	1
9	Maharashtra	0	2	1
10	Manipur	0	8	1
11	Odisha	2	13	9
12	Rajasthan	0	1	0
13	Telangana	0	1	3
14	Tripura	0	2	14
15	Uttar Pradesh	0	2	10
16	West Bengal	0	9	3
	Total	7	68	62

\*Indian Major Carps

## 6

## Activities of NFDB-North Eastern Regional Centre, Guwahati

The NFDB-NERC carried out the following major activities during the FY 2022-23

- Provide assistance to public in preparation of DPRs
- Coordinate implementation of PMMSY and other schemes in NER
- Extension Activities

### Assistance in Preparation of Fisheries Projects and coordination of implementing PMMSY and other schemes in NER

The Centre has been regularly supporting the fish farmers, entrepreneurs etc. in clarifying queries related to technical and schemes, conceptualizing their fisheries and aquaculture-based ideas into projects and



Figure 18: Smt. Dorothy M. S. reviews fisheries activities

technically assist them in preparation of the Detailed Project Report (DPRs) to be submitted for government funding and obtaining bank loan. The Centre has also coordinated organizing various PMU meeting, review meeting with the NE States, virtual inauguration of different NFDB funded projects etc. and carried out inspection and field visits at various projects sites under PMMSY and Entrepreneur Model in the region. Also, NFDB-NERC gives handholding support

to the projects under “Establishment of Breeding Units for Locally Important Fish species of North East India” (Page 11)

## Trainings, Workshops and Exposure Visits



Figure 19: Farmers' exposure visit

The various trainings and workshops arranged by NFDB-ERC during the FY 2022-23 is given in Table 3. During the training-cum-exposure visits to West Bengal, organised by NFDB-NERC, the farmers got exposed to sewage-fed

fish farming, ornamental fish farming and its marketing. The 1<sup>st</sup> batch attended the National Convention on ‘Climate Resilient Tribal Development: Blending Indigenous Knowledge with Appropriate Technology and Empowering Women’ organized at Indian Institute of Bio-Social Research and Development (IBRAD) and the 2<sup>nd</sup> Batch, the SANKALP National Convention on ‘Biodiversity Conservation for Climate-resilient Sustainable Development in the context of Climate Change’ at IBRAD, Kolkata. Both the batches bagged awards for their presentation in the National Convention (Page 47-48).

## Extension Activities

As part of reaching out to the general public, NFDB-NERC participated and set up its stall in various exhibitions, expos and Fish Melas (Table 4). This enabled NFDB to efficiently provide information on the PMMSY, FIDF, GAIS and other NFDB schemes. Apart from these, the officials of the centre have been organising events and delivering technical talks and giving awareness on the Governmental financial assistances for the development of the sector. NFDB-NERC officials delivered lectures related to fisheries and aquaculture, technological advancement in fisheries, post-harvest losses in fisheries, fish

value addition etc. as resource persons/ speaker in 13 workshops, training programmes, seminar etc. organized at different parts of NE Region (Table 5). The centre brought out two information pamphlets and one booklet in Assamese language for skill development and creating awareness (Page 45).



Figure 20: Shri. Ashim Kumar Borah delivers a guest lecture

## Special Observances

The Centre observed Hindi Diwas, Rastriya Ekta Diwas, *Swachhta Pakhwada*, Women's day, Constitution Day, Gandhi Jayanti and AKAM. The awareness and cleanliness drives were carried out within the office premises and outside the office building, particularly in fish market.

Table 3: Trainings and Workshops arranged by NFDB-NERC

Programme	Date	Beneficiaries
Training programme on fisheries and aquaculture practices and technologies under PMMSY	31 <sup>st</sup> March 2023	60 farmers
Training-cum-Exposure Visit to Kolkata, West Bengal	9 <sup>th</sup> -11 <sup>th</sup> August 2022	8 tribal women farmers
Workshop in FIDF and Entrepreneur Model under PMMSY	30 <sup>th</sup> August 2022	Bankers, fisheries officials and entrepreneurs of NE States
Training-cum-Exposure Visit to Guwahati, Assam and Kolkata, West Bengal	25 <sup>th</sup> -27 <sup>th</sup> February 2023	10 farmers

Table 4: Exhibitions and Expos in which NFDB-NERC participated and set up Stalls

Vibrant North East, Guwahati	25 <sup>th</sup> -27 <sup>th</sup> August 2022
Responsible Aquaculture & Sustainable Fisheries Interact (RASHI), Agartala	13 <sup>th</sup> -16 <sup>th</sup> December 2022
North East Krishi Kumbh- 2023, Barapani	4 <sup>th</sup> -6 <sup>th</sup> January 2023
Emerging North East-2023, Guwahati	7 <sup>th</sup> -8 <sup>th</sup> February 2023
Regional Livestock and Poultry Show, Guwahati	15 <sup>th</sup> -17 <sup>th</sup> February 2023

Table 5: Lectures/ Speeches delivered by the Officials of NFDB-NERC

S. No.	Name and Designation of Official	Programme	Organiser	Lecture delivered	Date
1	Smt. Dorothy, M.S. Executive Assistant (Tech)	One-day awareness program on FIDF schemes & distribution of fish transport vehicles under PMMSY	DoF, Meghalaya	FIDF Scheme	28 <sup>th</sup> April 2022
2	Shri. Ashim Kumar Borah, Executive (Tech) & OIC, NERC	One-day FIDF workshop	DoF, Meghalaya	FIDF/ PMMSY/ Entrepreneurship Model Schemes and Activities	6 <sup>th</sup> May 2022
3	Shri. Ashim Kumar Borah, Executive (Tech) & OIC, NERC	National conference on sustainable aquaculture for Atmanirbhar Bharat	ICAR-CIFA	Study on performance and productivity of low-cost Integrated pig cum fish farming practice prevailing in the	24 <sup>th</sup> September 2022

				Tribal belt of lower Assam	
4	Shri. Ashim Kumar Borah, Executive (Tech) & OIC, NERC	Seminar on assessment of post-harvest losses of agriculture and allied produce in India	NABCONS (NABARD)	Post-harvest losses in fisheries sector of India	30 <sup>th</sup> September 2022
5	Shri. Ashim Kumar Borah, Executive (Tech) & OIC, NERC	3-day training on integrated farming on fish cum pig	SAMETI, Assam	1. Integrated farming system- an overview 2. Composite fish farming system with special reference to fish species selection and combination	15-17 November 2022
6	Smt. Dorothy, M.S. Executive Assistant (Tech)	2-days fish festival	DoF, Manipur		25-16 November 2022
7	Shri. Ashim Kumar Borah, Executive (Tech) & OIC, NERC	Farmer scientist interaction during International conference on Responsible Aquaculture and Sustainable Fisheries	College of Fisheries, CAU, Lembucherra	NFDB funded Indigenous fish breeding Unit for species diversification and conservation in NE Region	13-16 December 2022



		Interact- RASHI			
8	Shri. Ashim Kumar Borah, Executive (Tech) & OIC, NERC	Regional Workshop	ICAR-CIFT in collaboration with ICAR Research Complex for NEH, Umium	Developmental Schemes for Fisheries in NE Region	19-20 January 2023
9	Shri. Ashim Kumar Borah, Executive (Tech) & OIC, NERC	6 <sup>th</sup> edition of Emerging North East	ASSOCHAM	eminent speaker on technical session of Technology Advancement in Fisheries Sector	7-8 February 2023
10	Shri. Ashim Kumar Borah, Executive (Tech) & OIC, NERC	4-days hands on training on modern hygienic handling Practices of fish and its value addition	ICAR-CIFT	"Funding schemes under NFDB" and "preparation of Self-contained Proposal/Detailed Project Proposal" under PMMSY	8-9 February 2023
11	Shri. Ashim Kumar Borah, Executive (Tech) & OIC, NERC	3 days Training Program for Schedule tribe farmers	National Centre for Sustainable Aquaculture (NaCSA), MPEDA	Better Management Practice and Diversification in Aquaculture	20 <sup>th</sup> March 2023
12	Shri. Ashim Kumar Borah,	1-day Training of Fish Farmers	NFDB-NERC	Scientific Practices in	31 <sup>st</sup> March 2023

	Executive (Tech) & OIC, NERC			Freshwater Aquaculture and on PMMSY/ FIDF/ Entrepreneur Model	
13	Shri. Ashim Kumar Borah, Executive (Tech) & OIC, NERC	Brainstorming session on “sustainable fisheries management of wetlands”	ICAR-CIFRI	NFDB activities on wetland fisheries development at North East	2 <sup>nd</sup> February 2023

## 7

## Events organised by NFDB

### National Fish Farmers Day- 2022



Figure 21: Gathering at NFDB for National Fish Farmers Day- 2022 Celebration

NFDB celebrated the 22<sup>nd</sup> National Fish Farmers Day in hybrid mode on 10<sup>th</sup> July 2022 at NFDB, Hyderabad. The programme was graced virtually by Dr Sanjeev Kumar Balyan, Honourable Minister of State for Fisheries, Animal

Husbandry and Dairying from Muzaffanagar, Uttar Pradesh and Dr L. Murugan, Honourable Minister of State for Fisheries, Animal Husbandry and Dairying from Vellore, Tamil Nadu. More than 1000 fish farmers, aquapreneurs, fishers, professionals, officials and scientists from across the country participated in the event. Interaction with progressive fish farmers under the PMMSY scheme was



Figure 22: Dr Sanjeev Kumar Balyan and Dr L. Murugan, Ministers of State for Fisheries, Animal Husbandry and Dairying joins virtually for National Fish Farmers Day- 2022 Celebration

organised as part of the event. 50 people from 3 States viz. Andhra Pradesh, Karnataka and Telangana participated in this interaction physically and 570 people from 30 States and UTs virtually. Publicity of the programme was done through various social

media platforms. The event was streamed live and was viewed by 580 people.

During the event, 4 posters (Page 45) on fish consumption and sustainable fish production were released by Dr Sanjeev Kumar Balyan and Dr L. Murugan, Honourable Ministers of State for Fisheries, Animal Husbandry and Dairying. Shri. Jatindra Nath Swain, IAS, Secretary, Department of Fisheries, GoI launched the project on 'Assessment of pathogenic microorganisms along with nutrient and residual contaminant profiling in fish and aqua feeds' during the event. A Memorandum of Understanding between NFDB and State Bank of India to facilitate FIDF and Entrepreneur Models scheme was also signed during the event.



Figure 23: Releasing of Posters during National Fish Farmers Day- 2022 Celebration



Figure 24: Shri. Jatindra Nath Swain, IAS during the National Fish Farmers Day- 2022 Celebration

## World Fisheries Day- 2022

NFDB and DoF (GoI) jointly celebrated the World Fisheries Day-2022 on 21<sup>st</sup> November 2022 at Swami Vivekanand Auditorium, Daman. The event was conducted in two sessions; inaugural and the technical sessions. More than 800



Figure 25: Inauguration of World Fisheries Day- 2022

fishers, fish farmers, and fisheries officials from different States and UTs attended the event. The best performances in fisheries and aquaculture sector covering both government and private sectors were awarded during the event. There were 28 awards including

cash awards instituted by NFDB under different categories. The Sagar Parikrama theme song in Gujarati and several publications were released during the event which are described below.

- i. SSS: India @ 75; 100 Super Success Stories (Hindi and English) by NFDB (Page 44)
- ii. Handbook on Fisheries Statistics-2022 by DoF (GOI)
- iii. Communication and Navigational Equipment on board fishing vessel by CIFNET
- iv. Defect rectification and maintenance of boat engine by CIFNET
- v. Capacity building on monofilament long line fishing and handling of tuna on boards by CIFNET
- vi. 3 posters by NFDB (Hindi, Gujarati and English) (Page 44)

Apart from these, NFDB celebrated Hindi Diwas, Rastriya Ekta Diwas, Swachhta Pakhwada, Women's day, Constitution Day, Gandhi Jayanti and AKAM with great zeal in its Head Office at Hyderabad and its centres NFDB-ERC-NFFBB and NFDB-NERC.



NFDB-NERC observed Swachhta Pakhwada on 2<sup>nd</sup> October 2022 in collaboration with CoF-AAU, Raha and DoF, Nagaon and conducted a cleanliness drive at Nagaon Bara Bazar Wholesale cum Retail Fish Market. Another cleanliness drive was organised at the office and the office campus. In this drive, the existing physical files were docketed and old files were closed. On the occasion of Kissan Bhagidari Prathmika Hamari - Annadata Devo Bhava Campaign, AKAM, NFDB-NERC organized a quiz contest for school children on 'fish nutrition/ ornamental fisheries' at Cotton Collegiate Government Higher Secondary School, Panbazar, Guwahati on 27<sup>th</sup> April, 2022.



Figure 26: Release of Publications during the World Fisheries Day- 2022



## 8

## Publications by NFDB

### Books

- i. NFDB. 2022. SSS India @ 75; Super Success Stories from Indian Fisheries (English). NFDB, Hyderabad. Pp. 75.

NFDB collected 134 success stories from across the country and selected the best 75 success stories. These were compiled and published as a book titled 'SSS India @ 75; Super Success Stories from Indian Fisheries' to commemorate AKAM. The book was released on 18<sup>th</sup> August 2022.

- ii. NFDB. 2022. SSS India @ 75; 100 Super Success Stories from Indian Fisheries (Hindi and English). NFDB, Hyderabad. Pp. 100.

Based on the wide reach and usefulness of the book 'SSS India @ 75; Super Success Stories from Indian Fisheries' in disseminating new technology packages to aquafarmers, the success stories' coverage was increased to 100 numbers and a new book was published, titled as 'SSS India @75; 100 Super Success Stories from Indian Fisheries'. The book was released on 21<sup>st</sup> November 2022 on the occasion of World Fisheries Day-2022. The book depicts stories of successful fisheries and aquaculture activities carried out by individuals, FFPOs, SHGs, NGOs, and government organizations throughout India in recent years. The major successful fisheries and aquaculture activities mentioned in the book are integrated fish farming, ornamental fish culture and marketing, seaweed culture, shrimp hatchery, fish seed production, use of shrimp toilets, feed manufacturing, RAS culture, biofloc culture, fish products preparation, seafood outlets etc. Out of the 100 stories, 31 stories have been based on the Involvement of women fish farmers/ entrepreneurs/ SHGs in the successful fisheries and aquaculture practices, 31 based on marginal

farmers/entrepreneurs, 10 based on SC fishers, 20 on ST fish farmers and 8 stories based on SHGs.

## Booklet

- i. Scientific Practices in Freshwater Aquaculture (Assamese)

## Posters

- i. Fish for Motherhood (Hindi and English)
- ii. Fish Nutrients and their Wellness Benefits (Hindi and English)
- iii. Sustainable Fishing Practices (Hindi and English)
- iv. State Fishes of India (Hindi and English)
- v. Seaweed- Wonder Plants of the Sea (Hindi, Gujarati and English)
- vi. Wealth from Fish Waste (Hindi, Gujarati and English)
- vii. Value-added Fish Products (Hindi, Gujarati and English)

## Pamphlets

- i. Development of Ornamental & Recreational Fisheries under PMMSY (Assamese)
- ii. Establishment of breeding units for locally important fish species of North East India (Assamese)

## Recognitions

### India Agribusiness Award 2022

NFDB received 'India Agribusiness Award 2022' for its exemplary work in fisheries sector. The award was presented during the event "Agro World 2022-India International Agro Trade and Technology Fair- 2022" which organised from 9<sup>th</sup> to 11<sup>th</sup> November 2022 at Indian Agriculture Research Institute, Pusa Campus, New Delhi. Dr Chandrappagari Suvarna, IFS, CE, NFDB received the award for NFDB from Dr Sanjeev Kumar Balyan, Minister of State for Fisheries, Animal Husbandry and Dairying and Dr Ramesh Chand, Member, NITI Aayog. The event was organised by the Indian Chamber of Food and Agriculture (ICFA) with the support of the Government of India and several States and in technical collaborations with a large number of industry associations and international



Figure 27: CE, NFDB receives the India Agribusiness Award

bodies with the objective of showcasing the development and modernization achieved by key stakeholders in major sectors like food, agriculture, horticulture, animal husbandry, fisheries and allied sectors.

### ISRS-Poster Award for the Best Poster

NFDB participated in the 'GeoSmart India and ISRS/ISG National Symposium and Annual Convention-2022' which was held at Hyderabad from 15<sup>th</sup> to 17<sup>th</sup> November 2022 and Ms Kanchi Bhargavi, Executive (Tech.) presented a poster titled 'Touching the untouched: Implications of geospatial tools in mapping the

reservoirs for fisheries development'. The poster bagged the 'ISRS-Poster Award for the Best Poster' and Ms Kanchi Bhargavi received the award from Padma Shri A. S. Kiran Kumar, Former Chairman of Indian Space Research



Figure 28: Ms Kanchi Bhargavi receives ISRS-Poster Award

Organisation (ISRO). The conference was jointly organised by Geo Smart, Indian Society of Geomatics (ISG) and the Indian Society of Remote Sensing (ISRS).

## Winner under the category “Women Entrepreneurship Development using Traditional Knowledge”

NFDB-NERC Team of 8 tribal women lead by Smt. Dorothy M. S. (Executive Assistant, NFDB-NERC) participated in the National Convention on 'Climate Resilient Tribal Development: Blending Indigenous Knowledge with Appropriate Technology



Figure 29: NFDB-NERC Team lead by Smt. Dorothy M. S. receives the Award

and Empowering Women' (9-11 August 2022, IBRAD Campus, Kolkata) on the occasion of the International Day of the World's Indigenous Peoples and presented an abstract on 'Traditional method of fish fermentation using earthen pots: a generational legacy'. The presentation won the award under the category 'Women Entrepreneurship Development using Traditional Knowledge'.

## Best Presentation on “Organic Farming and Indigenous Ornamental Fish Farming and Fish Value Addition”



Figure 30: NFDB-NERC Team lead by Shri. Ashim Kumar Borah receives the Award

NFDB-NERC Team of 10 farmers lead by Shri. Ashim Kumar Borah, Senior Executive (Tech.) cum Officer-in-Charge, NFDB-NERC participated in the 14th SANKALP National Convention on ‘Biodiversity Conservation for Climate-resilient Sustainable

Development in the context of Climate Change’ (25-27 February 2023, IBRAD Campus, Kolkata) and bagged the ‘Best Presentation Award’ for their presentations on ‘Organic Farming and Indigenous Ornamental Fish Farming’ and ‘Fish Value addition’.

## 10

## Members of the Governing Body of NFDB

1	Minister for Fisheries, Animal Husbandry & Dairying, Government of India (Ex-Officio)	Chairman
2	Minister of State for Fisheries, Animal Husbandry & Dairying, Ministry of Fisheries, Animal Husbandry & Dairying, Government of India (Ex-Officio)	Vice-Chairman
3	Member (Agriculture), NITI Aayog, Government of India (Ex-Officio)	Member
4-34	Ministers in charge of Fisheries of all States and UTs	Members
35	Secretary, Department of Fisheries, Ministry of Fisheries, Animal Husbandry and Dairying, Government of India (Ex-Officio)	Member
36	Secretary, Department of Agriculture and Cooperation, Ministry of Agriculture & Farmers Welfare, Government of India (Ex-Officio)	Member
37	Secretary, Department of Agriculture Research and Education & DG, ICAR, Ministry of Agriculture & Farmers Welfare, Government of India (Ex-Officio)	Member
38	Secretary, Department of Commerce, Ministry of Commerce and Industry, Government of India (Ex-Officio)	Member
39	Secretary, Ministry of Food Processing Industries, Government of India (Ex-Officio)	Member
40	Secretary, Ministry of Panchayati Raj, Government of India (Ex-Officio)	Member
41	Chief Executive, NFDB, Hyderabad (Ex-Officio)	Member
42	Joint Secretary (Inland Fisheries & Admin.), Department of Fisheries, Government of India (Ex-Officio)	Member
43	Coastal Aquaculture Authority, Animal Husbandry and Fisheries Department, Fanepet, Nandanam, Chennai	Member
44	Chairman, NABARD, Mumbai (Ex-Officio)	Member



45	Shri. Velgibhai Kanjibhai Masani, Shri Sagar Housing Co-op Society, Mangrol, Junagadh, Gujarat-362 225	Member
46	Shri. Nilupam Das, House.No.94, Near Jyoti Gas agency, MC Road, Uzan Bazar, Guwahati-781001, Assam	Member
47	Shri. E. Shekar, No.26. Durgaiamman Koil Street, Nochikuppam, Mylapore, Chennai-600 004	Member
48	Shri. Pradeep Pundalik Shet, H. No. 78, Kasswada, Taulim, Ponda-North Goa, Goa-403707	Member
49	Shri. S.U. Maheswar Rao, R/o Dignabad, Port Blair, Andaman and Nicobar Islands-744104	Member
50	Shri. Sukanta Kumar Panigrahi, PO-Patanda, Via-Gania, Nayagarh, Odisha-752085	Member
51	Shri. Radhakrishnan, Puthiyakadavu, Nadakkavu PO, Kozhikode-673011, Kerala.	Member
52	Shri. Chandrashekar Parasreddy, H. No. 10/3 Sangameswar Colony, Kalburagi, Karnataka-585103	Member
53	Shri. Sirasapalli Nookaraju, D. No.2 4-54,19/2(MIG-422), Vinayaka Nagar, Vuda Colony, Peda Gantayada-530044, Visakhapatnam, Andhra Pradesh	Member
54	Shri. Ramesh Narayan Patil, Patil House, Taluvalli Naka, Ghansoli, Thane, Belapur Road, Thane, Navi Mumbai-400701	Member
55	Shri. Ashok Kumar Sahni, Daudpur Kothi, Ward No. 12, Pragathi Path, Post-MIT, PS Brahmpura, Muzzafapur, Bihar-842003	Member
56	Shri. Sitaram Batham, Barai, Gwalior, Madhya Pradesh- 475 330	Member
57	Dr. RM. Hidayathulla, Ramlath Manzil, Nar GHS, Androth Island, UT of Lakshadweep-682551	Member
58	Shri. Kolamgari Polaiah, Kodru Pathapalem, Nellimitta Kandriga, Thotapalli Gunduru, Sri Potti Sriramulu Nellore District, Andhra Pradesh-524002	Member

## 11

## Members of the Executive Committee of NFDB

1	Secretary, Department of Fisheries, Ministry of Fisheries, Animal Husbandry & Dairying, Government of India, New Delhi (Ex-Officio)	Chairman
2	Financial Advisor & Additional Secretary, Department of Fisheries, Ministry of Fisheries, Animal husbandry & Dairying, Government of India, New Delhi (Ex-Officio)	Member
3	Advisor (Agriculture), NITI Aayog, Government of India, New Delhi (Ex-Officio)	Member
4	Joint Secretary (Inland Fisheries), Department of Fisheries, Ministry of Fisheries, Animal Husbandry & Dairying, Government of India, New Delhi (Ex-Officio)	Member
5	Joint Secretary, Ministry of Food Processing Industries, Government of India, New Delhi (Ex-Officio)	Member
6	Managing Director, NABARD, Mumbai (Ex-Officio)	Member
7	Deputy Director General (Fisheries), ICAR, Krishi Anusandhan Bhawan II, Pusa, New Delhi (Ex-Officio)	Member
8	Chairman, MPEDA, Kochi, Kerala (Ex-Officio)	Member
9	Member Secretary, Coastal Aquaculture Authority (CAA), Nandanam, Chennai (Ex-Officio)	Member
10-13	Four Secretaries in charge of Fisheries of State Governments (Ex-Officio)	Members
14	Chief Executive, NFDB, Hyderabad (Ex-Officio)	Member Secretary

12

## Manpower Position of NFDB

(As on 31<sup>st</sup> March 2023)

S. No.	Name	Designation	From (DOJ at NFDB)	To
1.	Dr C. Suvarna, IFS	Chief Executive	26.06.2020	Continuing
2.	Dr L. Narasimha Murthy	Senior Executive Director	22.11.2021	Continuing
3.	Shri. N. Venkatesh, IAS	Senior Executive Director i/c & Executive Director (F & A)	12.05.2022	Continuing
4.	Shri. P. Shashivardhan Reddy	Executive Director (Tech)	16.06.2022	Continuing
5.	Shri. P. Nehru	Executive Director (Tech)	11.07.2022	Continuing
6.	Shri. M. Arul Bosco Prakash	Executive Director (Tech)	11.07.2019	10.01.2023
7.	Shri. Vijaykumar Yaragal	Executive Director (Tech)	5.10.2020	Continuing
8.	Smt. N. Chandra	Executive Director (Tech)	6.11.2020	Continuing
9.	Smt. I. Joyce Olive Rachel	Executive Director (Tech)	11.07.2022	Continuing
10.	Dr Manas Kumar Sinha	Senior Executive (Tech)	11.10.2017	Continuing
11.	Smt. S. Padmaja	Senior Executive (F & A)	14.03.2018	13.09.2022
12.	Shri. G. Ramakrishna Rao	Senior Executive (Tech)	12.04.2018	11.10.2022
13.	Shri. P. Chalapathi Rao	Senior Executive (Tech)	11.07.2019	Continuing

14.	Dr Manne Persis	Senior Executive (Tech)	07.09.2020	Continuing
15.	Dr Nenavath Rajendra Naik	Senior Executive (Tech)	18.02.2021	Continuing
16.	Dr Ramalinga	Senior Executive (Tech)	01.04.2021	Continuing
17.	Shri. J. L. Ajith Stalin	Senior Executive (Tech)	10.05.2021	Continuing
18.	Shri. Nalla Venkat Reddy	Senior Executive (F & A)	10.02.2023	Continuing
19.	Shri. R. Arun Kumar	Senior Executive (Tech)	09.03.2023	Continuing
20.	Smt. J. Deepa Suman	Senior Executive (Tech)	31.07.2008	Continuing
21.	Smt. A. V. Madhuri	Senior Executive (Tech)	04.07.2008	Continuing
22.	Ms Kanchi Bhargavi	Senior Executive (Tech)	19.11.2010	Continuing
23.	Shri. Amit Bhardwaj	Senior Executive (Tech)	23.07.2008	Continuing
24.	Shri. Ashim Kumar Borah	Senior Executive (Tech)	14.07.2008	Continuing
25.	Smt. Smiti Rekha Pati	Senior Executive (Tech)	12.03.2010	Continuing
26.	Shri. Mallikharjun A.	Executive (F & A)	03.05.2016	Continuing
27.	Shri. Vipin Chandra Nautiyal	Executive (Tech)	18.05.2016	Continuing
28.	Smt. Sreerenu Hariharan	Executive (Tech)	01.08.2016	Continuing
29.	Smt. Dorothy M. S.	Executive (Tech)	12.09.2016	Continuing

30.	Shri. Kapil Purushottam Parate	Executive Assistant (F&A)	02.07.2018	Continuing
31.	Shri. Dipin K. M.	Executive Assistant (Tech)	16.08.2018	Continuing
32.	Smt. Seethalakshmi S.	Executive Assistant (Tech)	17.08.2018	Continuing

13

## **Annual Account and Audit Report**







# A.V. Ratnam & Co. LLP,

## CHARTERED ACCOUNTANTS

180/2 RT, Upstairs, Opp. Vijayanagar Colony Park-2, Vijayanagar Colony, HYDERABAD-500057.

### INDEPENDENT AUDITOR'S REPORT

To,  
The Members,  
Governing Body,  
National Fisheries Development Board,  
Hyderabad

#### REPORT ON THE FINANCIAL STATEMENTS

##### Opinion

We have audited the accompanying financial statements of **National Fisheries Development Board**, which comprise the Balance Sheet as at March 31, 2023, Income & Expenditure Account and Receipts and Payments Account for the year then ended, and a summary of significant accounting policies and other explanatory information.

##### Responsibility of Management for Financial Statements

The Management is responsible for the preparation of these financial statements that give a true and fair view of the financial position and financial performance of the society in accordance with the accounting standards and accounting principles generally accepted in India as applicable to the societies. This responsibility includes the design, implementation and maintenance of the internal controls relevant to the preparation and presentation of the financial statements that give a true and fair view and are free from material misstatement, whether due to fraud or error.

##### Auditor's Responsibility for the Audit of the Financial Statements

Our responsibility is to express an opinion on these standalone financial statements based on our audit. We conducted our audit in accordance with the standards on Auditing issued by the Institute of Chartered Accountants of India as applicable to the Societies. Those Standards require that we comply with ethical requirements and plan and perform the audit to obtain



reasonable assurance about whether the financial statements are free from material misstatement.

An audit involves performing procedures to obtain audit evidence about the amounts and the disclosures in the financial statements. The procedures selected depend on the auditor's judgment, including the assessment of the risks of material misstatement of the financial statements, whether due to fraud or error. In making those risk assessments, the auditors considers internal control relevant to the society's preparation and fair presentation of the financial statements in order to design audit procedures that are appropriate in the circumstances. An audit also includes evaluating the appropriateness of the accounting policies used and the reasonableness of the accounting estimates made by the Management, as well as evaluating the overall presentation of the financial statements.

We believe that the audit evidence we have obtained is sufficient and appropriate to provide a basis for our audit opinion on financial statements.

### **Opinion**

In our opinion and to the best of our information and according to the explanations given to us, the financial statements, give a true and fare view in conformity with the accounting principles generally accepted in India:

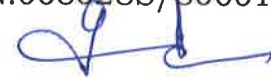
- a) We have obtained all the information and explanations, which to the best of our knowledge and belief were necessary for the purpose of our audit.
- b) Proper books of accounts has been kept by the society as far as appears from our examination of the books
- c) The Balance sheet and Income and expenditure statement deal with by this report comply with the accounting standards issued by the Institute of Chartered Accountants of India to the extent applicable.
- d) In our opinion and to the best of our information and according to the explanations given to us, the financial statements, give a true and fare view in conformity with the accounting principles generally accepted in India:
  - a. In the case of Balance sheet, of the state of affairs of the above National Fisheries Development Board as at March 31, 2023.



b. In the case of Income and Expenditure account Excess of Expenditure over Income of National Fisheries Development Board for the year ended 31st March 2023

c. In the case Receipts and Payments Account, of the receipts and payments for the society ended on that date.

**For A V Ratnam & Co LLP**  
Chartered Accountants  
FRN:003028S/S00013



**(CA G K BABU)**

Partner

M No: 213273

UDIN: 23213273BGUIPK5757

Place: Hyderabad  
Date: 13/09/2023

**A V RATNAM & CO. LLP**  
CHARTERED ACCOUNTANTS  
#180/2 RT, R.R SADAN,  
VIJAYANAGAR COLONY,  
HYDERABAD-500 057.

**National Fisheries Development Board,  
Fish Building, Opp. to Pillar No 235, PVNR Expressway, SVPNAP, Hyderabad**

**Balance Sheet As At 31.03.2023**

<b>CORPUS/CAPITAL FUND AND LIABILITIES</b>	<b>Schedule No.</b>	<b>As at 31.03.2023</b>	<b>As at 31.03.2022</b>
Corpus/ Capital Fund	1	54,43,36,978	49,92,54,542
Reserves and Surplus	2	-12,64,99,291	-6,80,44,511
Earmarked Funds	3	1,96,25,15,235	2,04,46,54,466
Current Liabilities and Provisions	4	7,31,84,226	3,09,59,610
<b>Total</b>		<b>2,45,35,37,147</b>	<b>2,50,68,24,106</b>
<b>ASSETS</b>			
Fixed Assets	5	39,82,68,708	38,27,70,916
Investments-From Earmarked Funds			
Investments-Others	6	1,55,20,000	1,55,20,000
Current Assets, Loans, Advances	7 & 8	2,03,97,48,440	2,10,85,33,190
<b>Total</b>		<b>2,45,35,37,147</b>	<b>2,50,68,24,106</b>
Significant Accounting Policies			
Contingent Liabilities And Notes on Accounts			

Schedule 1 to 16 are annexed to and forms an integral part of the Balance Sheet as at 31.03.2023 and the Income and Expenditure Account for the year ended on that date.

**For A V Ratnam & Co.,LLP**  
Chartered Accountants  
FRN: 0030285



**CA G K Babu**  
Partner

MNo.213273

Place: Hyderabad

Date: 13/09/2023

UDIN: 23 213 273 BG U IPK 5757

**For and on behalf of**  
**National Fisheries Development Board**



**Shri N Venkatesh**  
Executive Director (F&A)



**Dr. L. Narasimha Murthy**  
Chief Executive I/c

**A V RATNAM & CO. LLP**  
CHARTERED ACCOUNTANTS  
#180/2 RT, R.R SADAN,  
VIJAYANAGAR COLONY,  
HYDERABAD-500 057.

**National Fisheries Development Board,  
Fish Building, Opp to Pillar No 235, PVNR Expressway, SVPNAP, Hyderabad**

**Income And Expenditure Account For The Year Ended 31.03.2023**

Particulars	Schedule No.	Year Ended 31.03.2023	Year Ended 31.03.2022
<b>Income</b>			
Income from Sales/Services			
Grant-in- Aid	9	52,76,13,295	43,72,76,358
Application & Empanelment Fee	10	19,02,002	23,14,200
Interest Earned	11	5,59,00,809	4,56,89,533
Other Income	12	1,51,51,649	1,13,00,128
Increase/(decrease) in stock of finished goods and works-in-progress		-	-
<b>Total (A)</b>		<b>60,05,67,755</b>	<b>49,65,80,219</b>
<b>Expenditure</b>			
Establishment Expenses	13	8,24,74,770	7,65,34,492
Other Administrative Expenses	14	3,18,80,103	2,45,25,758
Activities Related expenses	15	85,80,965	88,77,029
Grants utilised by implementing agencies under various schemes	16	46,14,45,309	38,93,11,131
Depreciation	5	2,95,84,644	2,90,25,667
<b>Total (B)</b>		<b>61,39,65,791</b>	<b>52,82,74,077</b>
<b>Balance being excess of Income over Expenditure (A-B)</b>		<b>-1,33,98,036</b>	<b>-3,16,93,857</b>
Transfer to Special Reserve		-	-
Transfer to/ from General Reserve		-	-
<b>Balance being Surplus/ (Deficit) Carried to Corpus/Capital Fund</b>		<b>-1,33,98,036</b>	<b>-3,16,93,857</b>
Significant Accounting Policies			
Contingent Liabilities And Notes on Accounts			

**For A V Ratnam & Co.,LLP**  
Chartered Accountants  
FRN: 003028S



CA G K Babu  
Partner

MNo.213273

Place: Hyderabad

Date: 13/09/2023

UDIN: 23 213 273 BGV IPK 5757

**A V RATNAM & CO. LLP**  
CHARTERED ACCOUNTANTS  
#180/2 RT, R.R SADAN,  
VIJAYANAGAR COLONY,  
HYDERABAD-500 057.

**For and on behalf of**  
**National Fisheries Development Board**



Shri N Venkatesh  
Executive Director (F&A)



Dr. L. Narasimha Murthy  
Chief Executive I/c



**Receipts And Payments For The Year Ended 31.03.2023**

Receipts	(Amount in Rs.)	(Amount in Rs.)	Payments	(Amount in Rs.)	(Amount in Rs.)
	As at 31.03.2023	As at 31.03.2022		As at 31.03.2023	As at 31.03.2022
<b>I. Opening Balance</b>			<b>I. Expenses</b>		
a) Cash in hand	1,005	73	a) Establishment Expenses	1,11,30,316	1,83,51,322
			b) Administrative Expenses	1,24,51,429	54,61,221
			c) Activity Related Expenses	50,29,156	71,99,771
b) Bank Balances			d) Releases to Schemes & FIDF Expenses	50,32,90,166	49,52,25,227
i) In Current Account			<b>II. Payments made against funds for various projects</b>		
On Current Accounts With SBI(A/c 62029582916)	1,11,54,05,800	78,07,20,685			
On Current Accounts With SBI (A/c 30109387550)	3,981	5,319	<b>III. Investments and Deposits made</b>		
On Current Accounts With AB (A/c 110311100001510)	90,66,49,045	88,40,48,583			
iii) Savings account			a) Out of Earmarked funds	-	-
SBI, Bostan tower branch(A/c 62407546162)	70,227	24,674	b) Out of own funds (Investments-Others)	-	-
SBI, Guwahati(A/c 33708404643)	86,442	15,846	c) Investments in Bank Deposits	-	-
SBI, bhubaneswar(A/c 32607018978)	2,23,95,808	1,60,49,521	<b>IV. Expenditure on Fixed Assets &amp; Capital work-in-Progress</b>		
ICICI (A/c 131601000599)	42,159	40,917	a) Purchase of Fixed Assets	82,12,637	41,42,947
<b>II. Grants Received</b>			b) Expenditure on Capital Work-in-progress	3,70,35,903	3,48,000
a) From Government of India			<b>V. Refunds</b>		
i) Annual Action Plan - 2022-23	22,64,75,000	-	a) To the Government of India		-
ii) Annual Action Plan - 2021-22	16,30,81,500	46,30,81,500	b) To the State Government		-
ii) Annual Action Plan - 2020-21	-	20,68,80,000	c) To other providers of funds		-
iv) FIDF 2022-23	60,00,000	40,00,000	d) Refund of Security Deposits/EMDs	1,58,77,800	16,46,652
v) Salaries	6,00,00,000	10,00,00,000	<b>VI. Finance Charges (Interest)</b>		
vi) Other Administrative Expenditure	3,50,00,000	8,00,00,000	<b>VII. Other Payments</b>		
b) From State Government	-	-	a) Advance to Suppliers	5,55,48,954	4,72,26,369
c) From other sources (details) ( Grants for capital & revenue exp to be shown separately.	-	-	b) PMMSY GAIS Schemes	8,89,21,699	-
<b>III. Income on Investments from</b>			c) Outstanding Liabilities	6,75,20,196	6,41,42,246
a) Earmarked Funds			d) Duties & Taxes Paid	1,49,60,263	1,01,56,787
b) Own Funds (Other Investments)			<b>VIII. Current Assets</b>		
			a) Deposits		
<b>IV. Current Assets</b>			b) Loans & Advances	1,29,33,887	1,11,37,977
a) On Bank deposits					
b) Loans & Advances (Asset)	6,51,506	4,10,825	<b>IX. Closing Balances</b>		
c) Security Deposits	30,000		a) Cash in hand	8,066	1,005
d) Sale of Fish Receivable	-		b) Bank Balances		
e) Bank interest Receivable	2,68,73,968		i) Current account		
<b>V. Other Income</b>			SBI (A/c 62029582916)	99,57,88,788	1,11,54,05,800
a) Interest From Bank	2,49,40,978	4,56,61,258	SBI (A/c 30109387550)	-	3,981
b) Application & Empanelment Fee	19,02,002	23,14,200	Union Bank of India (A/c 10311100001510)	80,75,42,340	90,66,49,045
d) Sale of Fish(NFFBB)	46,34,147		ii) Deposits account		
D) Other Income	90,54,659	1,16,64,212	iii) Savings account		
<b>VII. Amount Borrowed</b>			SBI, Bostan Tower Branch (A/c 62407546162)	88,007	70,227
<b>VIII. Any other receipts</b>			SBI, Guwahati (A/c 33708404643)	53,363	86,442
a) Unspent Amount /Refunds from States	6,85,73,068	3,89,99,178	SBI, Bhubaneswar (A/c 32607018978)	1,23,95,782	2,23,95,808
b) Maturity Proceeds of Fixed Deposits			ICICI (A/c 131601000599)	43,438	42,159
c) General Reserve	1,55,927		Axis (923010001417017)	24,05,133	-
d) Duties & Taxes Collected	64,349	1,12,534	HDFC (A/c 26965)	1,91,79,890	-
e) Earnest Money Deposit Received	1,77,68,143	16,66,096	HDFC (A/c 42575)	1,03,72,341	-
f) GAIS Scheme	8,93,30,676	7,03,11,547	UBI(A/c 0004)	86,38,275	-
g) Sale of Fish Payable	2,000	15,371	PNB(A/c 02048)	10,59,99,812	-
h) Refund from CPWD Moolapalam (Chain fencing )	1,66,104	16,52,769			
i) Recovery of Loans & Advances from Staff	-	-			
k) Advance from customers	1,56,600				
l) Sundry Creditors	9,26,686				
m) Salary consultancy payable	28,800				
<b>IX. Indirect Expenses</b>					
a) Activities Relatives exp	30,756	21,900			
b) Other Administrative exp	28,886	1,041			
c) Establishment Expense	74,909	2,25,694			
d) Releases to Schemes	1,48,22,510	17,69,241			
<b>Total</b>	<b>2,79,54,27,640</b>	<b>2,70,96,92,984</b>	<b>Total</b>	<b>2,79,54,27,640</b>	<b>2,70,96,92,984</b>

For A V Ratnam & Co., LLP  
Chartered Accountants  
FRN: 0030285

For and on behalf of  
Fisheries Development Board

CA G K Babu  
Partner  
MNo.213273  
Place: Hyderabad  
Date: 13/09/2023  
UDIN: 23 213 273 BGV IPK 5757  
**A V RATNAM & CO. LLP**  
**CHARTERED ACCOUNTANTS**  
**#180/2 RT, R.R SADAN,**  
**VIJAYANAGAR COLONY,**  
**HYDERABAD-500 057.**

Shri N Venkatesh  
Executive Director (F&A)

Dr. L. Narasimha Murthy  
Chief Executive I/c

**National Fisheries Development Board,  
Fish Building, Opp to Pillar No 235, PVNR Expressway, SVPNAP, Hyderabad**

**Schedules Forming Part of Balance Sheet as at 31.03.2023**

<b>Schedule 1 -Corpus/ Capital Fund :</b>	<b>(Amount in Rs.)</b>	
	<b>As at 31.3.2023</b>	<b>As at 31.3.2022</b>
Balance As at Beginning of the Year	49,92,54,542	44,63,18,248
Add: Amount Utilized from Earmarked Fund towards Capital Expenditure	4,50,82,436	5,29,36,294
<b>Balance As At The Year End</b>	<b>54,43,36,978</b>	<b>49,92,54,542</b>

<b>Schedule 2 Reserves and Surplus:</b>	<b>(Amount in Rs.)</b>	
	<b>As at 31.3.2023</b>	<b>As at 31.3.2022</b>
<b>1. General Reserve</b>		
As per Last Account	-6,80,44,511	-3,70,18,654
Addition During the Year	-1,33,98,036	-3,16,93,857
Less: Deductions During the Year	20,08,482	-
Add: Prior Period Income	1,69,927	6,68,000
Less: Prior Period Expenses	4,32,18,189	
Less: EMD Received & Considered as Income in Previous F.Y Adjusted		
<b>Total</b>	<b>-12,64,99,291</b>	<b>-6,80,44,511</b>

**Schedules Forming Part of Balance Sheet as at 31.03.2023**

<b>Schedule 3 -Earmarked Funds :</b>	<b>(Amount in Rs.)</b>	
	<b>As at 31.3.2023</b>	<b>As at 31.3.2022</b>
<b>a) Opening Balance of the funds</b>	2,04,46,54,466	1,68,09,05,618
Less: FIDF FUNDS (Earmarked for FIDF Purpose)	25,42,514	99,70,000
Less: FIDF FUNDS (2020-21 Included In General Grants)		50,00,000
	2,04,21,11,952	1,66,59,35,618
Less: Capital Expenditure Incurred	4,50,82,436	5,29,36,294
Less: Transfer To Income And Expenditure	1,99,70,29,516	1,61,29,99,324
C/F Grants Unutilised During the Year	1,96,00,78,307	2,04,21,11,952
C/F Grants Unutilised (FIDF Funds)	<b>24,36,928</b>	<b>25,42,514</b>
<b>Net Balance as at The Year End</b>	<b>1,96,25,15,235</b>	<b>2,04,46,54,466</b>



Schedule 4- Current Liabilities And Provisions	(Amount in Rs.)	
	As at 31.3.2023	As at 31.3.2022
<b>A. Current Liabilities</b>		
1. Acceptances	-	-
2. Sundry Creditors	-	-
a) For Goods	-	16,50,735
b) Others	14,060	-
3. Advances Received	1,86,600	-
4. Interest Accrued but Not Due on :		
a) Secured loans/ borrowings	-	-
b) Unsecured Loans/borrowings	-	-
5. Statutory Liabilities :		
a) Overdue	-	-
b) TDS and GST TDS / Taxes	4,94,370	22,76,334
6. EMD Security Deposit	40,06,460	22,21,255
7. Salary & Manpower Related Payables	2,72,233	6,14,443
8. Lab Deposit	15,000	15,000
9. Sale of Fish Payable	17,371	15,371
10. PMMSY GAIS State Share	5,08,88,539	82,29,487
11. Leave Salary Contribution Payable	12,76,073	
12. Pension Contribution Payable	26,46,487	
13. Other Liabilities	10,33,595	66,51,275
<b>Total (A)</b>	<b>6,08,50,788</b>	<b>2,16,73,900</b>
<b>B. Provisions</b>		
1. For Taxation	-	-
2. Gratuity	54,45,612	38,20,111
3. Accumulated Leave Encashment	68,87,827	54,65,599
<b>Total (B)</b>	<b>1,23,33,439</b>	<b>92,85,710</b>
<b>Total (A+B)</b>	<b>7,31,84,226</b>	<b>3,09,59,610</b>

Schedule 6 - Investments- Others (Long Term)	(Amount in Rs.)	
	As at 31.3.2023	As at 31.3.2022
1. In Government Securities	-	-
2. Other approved Securities	-	-
3. Shares (Sasoondock Matsyaodyog Sahakari Society Ltd) 20% shareholding	1,55,20,000	1,55,20,000
4. Debentures and Bonds	-	-
5. Subsidiaries and Joint Ventures	-	-
6. Others (to be specified)	-	-
<b>Total</b>	<b>1,55,20,000</b>	<b>1,55,20,000</b>



# DEPRECIATION SCHEDULE-5

S.No.	Description	OPENING BALANCES				Depreciation			CLOSING BALANCE	
		WDV as at 1.4.2022	Additions	Deletions	Total as at 31.03.2023	During the year	On Additions	As at 31.03.2023	WDV as at 31.03.2023	Rate of Depreciation
			>180 Days	<180 Days						
<b>A</b>	<b>FIXED ASSETS(Other than CWIP):</b>									
1	<b>LAND</b>									
a)	Freehold	2,85,62,986			1,35,92,060.52					
b)	Leasehold	-			-					
					4,21,55,047				4,21,55,047	
2	<b>BUILDINGS:</b>									
a)	On Freehold Land	17,88,119			12,15,17,339.48					
b)	On Leasehold Land	8,88,91,411			8,88,91,411	88,89,141	30,37,933	31,27,339	12,01,78,119	5.00%
c)	Ownership Flat/Premises/ internal road	81,22,767			82,26,371	8,12,277	5,180	8,17,457	8,00,02,270	10.00%
d)	Superstructures on Land not belonging to the entity	27,73,874.60			3,09,934.00	2,77,387	15,497	2,92,884	74,08,914	10.00%
3	<b>PLANT,MACHINERY &amp; EQUIPMENT</b>	3,91,18,548	3,34,480	47,200	3,95,00,228	58,67,782	53,712	59,21,494	3,35,78,734	15.00%
4	<b>VEHICLES</b>	48,66,009			48,66,009	7,29,901	-	7,29,901	41,36,107	15.00%
5	<b>FURNITURE/FIXTURES</b>	32,65,503	6,69,296	0	39,34,799	3,26,550	66,930	3,93,480	35,41,319	10.00%
6	<b>OFFICE EQUIPMENTS</b>	57,73,852	3,38,265	5,35,046	66,47,163	5,77,385	60,579	6,37,964	60,09,199	10.00%
7	<b>COMPUTER/PERIPHERALS</b>	67,58,215	1,50,940	46,03,191	1,15,12,346	27,03,286	9,81,014	36,84,300	78,28,046	40.00%
8	<b>ELECTRICAL INSTALLATIONS</b>	2,63,10,540			2,63,10,540	26,31,054	-	26,31,054	2,36,79,486	10.00%
9	<b>LIBRARY BOOKS</b>	-			0	-	-	-	-	-
10	<b>TUBE WELLS &amp; W.SUPPLY</b>	-			0	-	-	-	-	-
11	<b>OTHER FIXED ASSETS</b>	6,40,685			6,40,685	64,068	-	64,068	5,76,616	10.00%
12	<b>NFFBB POND FACILITY</b>	2,12,62,131	14,30,615.00	-	2,26,92,746	21,26,213	1,43,062	23,95,560	2,02,97,186	10.00%
	<b>TOTAL OF CURRENT YEAR</b>	<b>23,81,34,640</b>	<b>29,23,596</b>	<b>14,07,08,375</b>	<b>38,17,66,611</b>	<b>2,50,94,452</b>	<b>43,63,906</b>	<b>2,95,84,644</b>	<b>35,21,81,967</b>	
<b>B</b>	<b>CAPITAL WORK IN PROGRESS</b>									
	<b>TOTAL OF CURRENT YEAR(ANNEXURE-1)</b>									
<b>C</b>	<b>GRAND TOTAL OF CURRENT YEAR</b>	<b>23,81,34,640</b>	<b>29,23,596</b>	<b>14,07,08,375</b>	<b>38,17,66,611</b>	<b>2,50,94,452</b>	<b>43,63,906</b>	<b>2,95,84,644</b>	<b>39,82,68,708</b>	

## ANNEXURE-1 (DETAILS OF CAPITAL WORK IN PROGRESS)

S.no	Particulars	Opening Balance	Additions During the Year	Capitalised/ Booked as Expenses/Refund	Closing Balance as at 31-03-2023
	<b>CPWD HYDERABAD</b>				
1	Capital WIP for Administrative Building				
2	CPWD maintenance				
3	Renovation of Bharath Nagar Metro	14,28,132		3,09,934	11,18,198
	<b>INFORMATION TECHNOLOGY</b>				
1	Financial Accounting Software	6,31,300			6,31,300
	<b>MOOLAPOLAM</b>				
1	CPWD maintenance - moolapolam	21,59,719		21,59,719	-
2	Moolapolam Project	13,84,63,321	3,10,56,800	13,31,15,785	3,64,04,336
	<b>NFFBB, BHUBANESWAR PROJECT</b>				
1	Advance to NFFBB Kausalyagan Bhubaneswar	19,53,804			19,53,804
2	NFFBB Pond Facility	37,29,103			37,29,103
3	Scampi Nursery Rearing Unit	22,50,000			22,50,000
	<b>Grand Total</b>	<b>14,46,36,276</b>	<b>3,70,35,903</b>	<b>13,55,85,438</b>	<b>4,60,86,741</b>


## TOTAL CAPITAL EXPENDITURE INCURRED DURING THE YEAR

<b>FIXED ASSETS</b>	<b>14,36,31,971</b>
<b>CAPITAL WORK IN PROGRESS</b>	<b>3,70,35,903</b>
<b>LESS : INTERNAL TRANSFER OF CAPITAL EXPENDITURE FROM CAPITAL WORK IN PROGRESS TO FIXED ASSET AND REFUND</b>	<b>13,55,85,438</b>
<b>TOTAL AMOUNT</b>	<b>4,50,82,436</b>






Schedule 7 - Current Assets, Loans, Advances A. Current Assets:	(Amount in Rs.)	
	As at 31.3.2023	As at 31.3.2022
1. Inventories:		
a) Stores and Spares		-
b) Loose Tools		-
c) Stock-in-Trade		
Finished Goods		-
Work-in - Progress		-
Raw Material		-
2. Sundry Debtors:		
a) Debts Outstanding for a period exceeding six months		-
b) Others		-
3. Cash Balances in Hand (Including cheques/draft and imprest)	8,066	1,005
4. Bank Balances :		
a) With Scheduled Bank:		
On Current Accounts With SBI (A/c 62029582916)	99,57,88,788	1,11,54,05,800
On Current Accounts With SBI (A/c 30109387550)	-	3,981
On Savings Accounts With ICICI (A/c 131601000599)	43,438	42,159
On Current Accounts With SBI, NFFBB (A/c 32607018978)	1,23,95,781	2,23,95,808
On Current Accounts With Union Bank of India (A/c 0001510)	80,75,42,340	90,66,49,045
On Current Accounts With Union Bank of India (A/c 000004)	86,38,275	
On current Accounts with SBI, NERC (A/c 33708404643)	53,363	86,442
On Saving Accounts With SBI (62407546162)	88,007	70,227
On Saving Accounts With HDFC (A/c 26965)	1,91,79,890	
On Saving Accounts With HDFC (A/c 42575)	1,03,72,341	
On Saving Accounts With PNB (A/c 02048)	10,59,99,812	
On Saving Accounts With Axis (923010001417017)	24,05,133	
b) With Non-Scheduled Banks		
On Current Accounts	-	-
On Deposit Accounts	-	-
On Savings Accounts	-	-
<b>Total (A)</b>	<b>1,96,25,15,235</b>	<b>2,04,46,54,466</b>



**Schedules Forming Part of Balance Sheet as at 31.03.2023**

<b>Schedule 8 - Current Assets, Loans, Advances</b>	<b>(Amount in Rs.)</b>	
	<b>As at 31.3.2023</b>	<b>As at 31.3.2022</b>
<b>B. Loans, Advances And Other Assets</b>		
1. Loans :		
a) Staff		-
b) Other Entities engaged in Activities/Objectives similar to that of Entity		-
2. Advances and other amounts recoverable in cash or in kind or for value to be received:		-
a)Advances to Staff	14,04,342	5,29,700
b)TDS Receivable	1,04,75,223	92,35,450
c)Advances to Suppliers/Service Provider (ANNEXURE-1)	2,45,86,733	2,50,59,001
d) GST ITC	2,66,06,295	1,70,15,700
e) Sale of Fish Receivable	11,54,783	1,45,940
f) Leave Salary Contribution Receivables	1,23,201	
3.Prepaid Expenses		-
4. Income Accrued :		
a) On Investments from Earmarked Funds		-
b) On Investments-Others		-
i) Interest on Sweep Account Deposit- SBI	9,71,745	-
ii) Interest on Fixed Deposit		-
c) On Loans and Advances		-
d) Others(TA and DA Recovery)		-
e) Others(Interest Receivable)	2,84,861	2,66,911
5. Reimbursement of Expenses Receivable from Government of India-		
a) Asia Pacific Fishery Commission	24,09,679	24,09,679
b) FAO Sub Committee	82,09,215	82,09,215
6.Deposit (Rent,Telephone & Other Deposit)	10,07,128	10,07,128
	-	
<b>Total (B)</b>	<b>7,72,33,205</b>	<b>6,38,78,724</b>
<b>Total ( A+B)</b>	<b>2,03,97,48,440</b>	<b>2,10,85,33,190</b>

<b>Schedule 9 - Grand- in-Aid</b>	<b>(Amount in Rs.)</b>	
	<b>As at 31.3.2023</b>	<b>As at 31.3.2022</b>
B/f Unutilised Grants	1,99,70,29,516	1,61,29,99,324
Add: Grants Received During the Year	48,45,56,500	84,99,61,500
<b>Total Grants Available During The Year for Utilisation</b>	<b>2,48,15,86,016</b>	<b>2,46,29,60,824</b>
Less: Grants Unutilised During the year	1,96,00,78,307	2,04,21,11,952
<b>Total</b>	<b>52,15,07,709</b>	<b>42,08,48,872</b>





<b>Schedule 9A - Grand- in-Aid (FIDF)</b>	<b>As at 31.3.2023</b>	<b>As at 31.3.2022</b>
B/f Unutilised Grants	25,42,514	99,70,000
Add: Grants Received During the Year	60,00,000	40,00,000
Add: Grants for the Year 2020-21		50,00,000
Total Grants Available During The Year for Utilisation	<b>85,42,514</b>	<b>1,89,70,000</b>
Less: Grants Unutilised During the year	<b>24,36,928</b>	<b>25,42,514</b>
<b>Grants Utilised During the year</b>	<b>61,05,586</b>	<b>1,64,27,486</b>
<b>Total (9+9A)</b>	<b>52,76,13,295</b>	<b>43,72,76,358</b>


<b>Schedule 10- Application &amp; Empanelment Fee</b>	<b>(Amount in Rs.)</b>	
	<b>As at 31.3.2023</b>	<b>As at 31.3.2022</b>
1) Application and Empanelment Fees	19,02,002	23,14,200
2) Annual Fees/Subscriptions	-	-
3) Consultancy Fees	-	-
<b>Total</b>	<b>19,02,002</b>	<b>23,14,200</b>

<b>Schedule 11 - Interest Earned</b>	<b>(Amount in Rs.)</b>	
	<b>As at 31.3.2023</b>	<b>As at 31.3.2022</b>
1) On Term Deposits:		
a) With Scheduled Banks	-	4,56,61,258
1. SBI Sweep	3,09,39,920	-
2. Union Bank of India	2,40,85,998	-
b) With Non Scheduled Banks	-	-
c) With Institutions	-	-
d) Others	-	-
2 ) Savings Account		
a) With Scheduled Banks		
1. SBI saving	27,176	-
2. Axis Bank	14,192	-
3. HDFC	8,12,634	-
4. ICICI	1,279	-
b) With Non Scheduled Banks	-	-
c) With Institutions	-	-
d) Others	-	-
3) On Loans		
a) Employees/Staff	-	-
4) Interest on Debtors and Other Receivables		
a) Interest from States	-	-
b) Interest from security deposit with	19,610	28,275
M/s Southern Power Distribution Company of		
Telangana State		
<b>Total</b>	<b>5,59,00,809</b>	<b>4,56,89,533</b>



Schedule 12 - Other Income	(Amount in Rs.)	
	As at 31.3.2023	As at 31.3.2022
1) Profit on Sale/Disposal of assets:	-	-
a) Owned assets	-	-
b) Assets Acquired out of Grants, or Received Free of Cost	-	-
2) Fee for Outreach Programme	1,28,400	63,200
3) Sale of Fish (NFFBB, Bhubaneshwar)	57,85,834	68,25,959
4) Sale of Fish (Hyderabad)	1,40,390	6,000
5) Other Income (NFFBB, Bhubaneshwar)	-	1,51,170
6) Miscellaneous Income	27,767	4,66,673
7) Lab Receipts	2,08,601	4,27,567
8) Guest House Rent	71,450	90,550
9) RTI Application Fees	-	2,228
10) Royalty Income	80,16,541	19,67,275
11) Tender Fee	1,56,000	-
12) Interest on Income Tax Refund	1,39,225	-
13) Rental Income	4,77,441	12,99,506
10) EMD Written Back		
<b>Total</b>	<b>1,51,51,649</b>	<b>1,13,00,128</b>

Schedules Forming Part of Income & Expenditure for the Year Ended 31.03.2023		
Schedule 13 - Establishment Expenses	(Amount in Rs.)	
	As at 31.3.2023	As at 31.3.2022
1) Salaries and Wages	4,70,35,871	4,18,89,320
2) Contribution to N.P.S	18,19,319	16,20,075
3) Encashment of EL	1,66,018	-
4) Pension Contribution	26,46,487	45,46,887
5) Leave Salary Contribution	11,79,139	32,08,107
6) Provision for Gratuity	16,25,501	13,59,398
7) Salary of Consultants	75,29,495	25,03,699
8) Manpower Outsourcing Services	1,68,05,454	1,54,99,198
9) Remuneration to Interns	3,12,500	3,00,000
10) Accumulated Leave Encashment	14,22,228	16,91,555
11) Staff Welfare Expenses	9,80,212	24,88,692
12) Leave Travel Concession	3,82,550	3,23,645
13) Reimbursement of Telephone Bill	1,12,084	93,358
14) Children Education Allowance	2,38,500	3,46,500
15) Reimbursement of Newspaper Bill	92,100	61,700
16) Reimbursement of Travel Bag	14,000	9,650
17) Transfer Travelling Allowance Expenses	1,13,312	5,92,708
<b>Total</b>	<b>8,24,74,770</b>	<b>7,65,34,492</b>



Schedule 14 - Others Administrative Expenses	(Amount in Rs.)	
	As at 31.3.2023	As at 31.3.2022
1) Electricity and Power Charges	22,55,637	17,58,646
2) Water Charges	2,99,434	38,908
3) Repairs & Maintenance	78,76,449	1,06,65,569
4) Postage, Telephone and Communication Charges	11,13,440	7,01,087
5) Printing & Stationery	11,19,932	9,40,839
6) Tour Expenses	49,42,494	18,65,305
7) Vehicle Hire Charges	25,62,420	11,35,505
8) Running and Maintenance of Car	10,17,978	5,61,413
9) Audit Fee	1,60,000	1,00,000
10) Advertisement and Publicity	3,92,480	67,329
11) Annual Maintenance Charges	2,50,773	10,90,091
12) Bank Charges	6,684	12,497
13) Membership Fee	1,89,639	1,86,475
14) Office Expenses	29,78,526	14,03,413
15) Professional Charges	2,78,400	5,31,600
16) Property Tax	2,21,863	2,24,386
17) Internet Leased Line Charges	3,15,000	4,20,000
18) Office Aquarium Maintenance	2,49,270	9,69,447
19) Miscellaneous Expenses	10,56,153	7,27,056
20) Interest remitted to GoI	43,78,414	-
21) Pest Control services	2,15,117	4,54,192
22) Rental Expenditure	-	6,72,000
<b>Total</b>	<b>3,18,80,103</b>	<b>2,45,25,758</b>

Schedules :15 Activities Related Expenses	(Amount in Rs.)	
	As at 31.3.2023	As at 31.3.2022
NFDB-Guwahati	2,70,666	3,09,471
NFFBB-Bhubanswar	67,70,656	82,17,518
Conducting Workshops , Seminar & Conferences by NFDB	5,43,172	92,520
AAH&QT Lab Traning Expenditure	2,34,635	85,040
Exposure Visit	6,86,436	-
Demo Units Expenditure	75,400	1,72,480
<b>Total</b>	<b>85,80,965</b>	<b>88,77,029</b>



**Schedules Forming Part of Income & Expenditure for the Year Ended 31.03.2023**

Schedule 16 - Grants utilised by implementing agencies under various schemes	(Amount in Rs.)	
	As at 31.3.2023	As at 31.3.2022
2405 General	33,54,42,750	31,49,69,496
2405 SCSP	7,44,34,201	3,25,76,536
2405 TSP	4,54,62,771	2,53,37,613
FIDF EXPENSES (Annexure-2)	61,05,587	1,64,27,486
<b>Total</b>	<b>46,14,45,309</b>	<b>38,93,11,131</b>

**ANNEXURE-1 (Details of Advances to Suppliers/Service Providers)**


Particulars	(Amount in Rs.)
CPWD for Maintenances of NFDB Building	79,65,208
CPWD Maintenances	97,25,325
Electricity Maintenances of NFDB	55,00,000
Internet Line Leased Advance	3,76,679
Metro-Politan Commissioner, HMDA	10,19,520
<b>Total</b>	<b>2,45,86,732</b>

**ANNEXURE-2 (Details of FIDF Expenses)**

Particulars	(Amount in Rs.)
1.Salaries of Consultants (Young Professionals, Technical Consultants)	16,75,449
2.Salaries of Non-Technical Support Staff	2,44,468
3. Salaries of Monitoring and Evaluation Consultants	23,33,086
4.Books & Periodicals	1,17,200
5.Awareness Programmes	17,35,383
<b>Total</b>	<b>61,05,586</b>

**ANNEXURE-3 (DETAILS OF OTHER EXPENSES)**

Particulars	(Amount in Rs.)
LTC Expenses	3,23,645
Reimbursement of Telephone Bill	93,358
Reimbursement of Children Education	3,46,500
Reimbursement of News paper bill	61,700
Reimbursement of Travel bag	9,650
TTA Expenses	5,92,708
<b>Total</b>	<b>14,27,561</b>



## NOTE TO ACCOUNTS

- 1) Income other than grants received, were utilised towards administrative and establishment expenses to the extent required.
- 2) NFDB had incurred an amount of Rs. 24,09,679/- as expenditure towards hosting Asia Pacific Fishery commission meeting in 2014. The amount is pending reimbursement from the Central Govt.
- 3) Advance to NFFBB Kausalyaganga Bhubaneswar of Rs. 19,53,804/- is pending capitalisation for want of details of Assets built by CPWD.
- 4) An amount of Rs. 82,09,215/- is pending reimbursement from Central govt. for expenses incurred on FAO Sub Committee meetings in the Financial year 2012-13.
- 5) An amount of Rs. 6,91,200/- is shown as rent deposit since 2010-11, for the vacated premises.
- 6) Figures were regrouped as and where applicable.
- 7) An amount of Rs. 1,55,20,000/- was spent towards equity shares in Sasoondock matsyodyog Sahakari Society Limited. In the F.Y. 2009-10 for setting Sea food processing plant. The society has been running in losses since F.Y. 2011-12. Audited Financials has not been received since F.Y. 2015-16.

### 8) Contingent Liabilities

Following are the Income Tax demands pertaining to the entity as at 10-05-2023. the matter is pending at appellate tribunal.

Assessment Year	Appeal No.	Amount in Rs.
2015-16	ITA244/Hyd/2023	20,22,58,755
Total		20,22,58,755

For A V Ratnam & Co., LLP  
Chartered Accountants  
FRN: 003028S



CA G K Babu  
Partner  
Mno.213273

Place: Hyderabad

Date: 13/09/2023

UDIN: 23213273 BGV IPK 5757

**A V RATNAM & CO. LLP**  
CHARTERED ACCOUNTANTS  
#180/2 RT, R.R SADAN,  
VIJAYANAGAR COLONY,  
HYDERABAD-500 057.

For and on behalf of  
National Fisheries Development Board



Shri N Venkatesh  
Executive Director (F&A)



Dr. L. Narasimha Murthy  
Chief Executive I/c

## Accounting Policies

- 1) Financial statements were prepared on historical cost convention, unless otherwise stated following accrual method of accounting and generally accepted accounting principles. The Financial Statements were prepared as per the uniform format prescribed by the Ministry of Finance for all the Government and Autonomous Organisations.
- 2) Grants released during the year, to implementation agencies were treated as expenditure.
- 3) Depreciation is provided on WDV basis at the rates specified under the Income Tax Act, 1961.

For A V Ratnam & Co., LLP  
Chartered Accountants  
FRN: 003028S



CA G K Babu  
Partner  
MNo.213273

Place: Hyderabad

Date: 13/09/2023

UDIN: 23 213 273 BGU IPK 5757

For and on behalf of  
National Fisheries Development Board



Shri N Venkatesh  
Executive Director (F&A)



Dr. L. Narasimha Murthy  
Chief Executive I/c

**A V RATNAM & CO. LLP**  
**CHARTERED ACCOUNTANTS**  
#180/2 RT, R.R SADAN,  
VIJAYANAGAR COLONY,  
HYDERABAD-500 057.







# NATIONAL FISHERIES DEVELOPMENT BOARD

**Department of Fisheries**

**Ministry of Fisheries, Animal Husbandry and Dairying**

**Government of India**

Pillar No. 235, PVNR Expressway,

Post - SVPNA, Hyderabad-500052

Phone: +91-040-24000201 / 177

Fax: +91-040-24015568



[info.nfdb@nic.in](mailto:info.nfdb@nic.in)



Toll Free: 1800-425-1660



[nfdb.gov.in](http://nfdb.gov.in)



[@nfdbindia](https://twitter.com/nfdbindia)



[@nfdbindia](https://facebook.com/nfdbindia)



[@nfdbindia](https://instagram.com/nfdbindia)



[NFDB India](https://youtube.com/NFDBIndia)